

# **Title IX Campus Climate Survey Report**

**Spring 2026**

**Office of Institutional Research  
and Strategic Analytics**



### **Survey Information**

Adelphi University's Title IX Campus Climate Survey was administered to all eligible undergraduate and graduate students during the spring 2026 semester. The survey anonymously assesses the campus climate regarding sexual assault, sexual harassment, dating violence, domestic violence, and stalking. The goal of the Title IX Campus Climate Survey is to gauge the community's sense of safety with well-being and the student's awareness of the University's policies and procedures that support and inform these areas.

### **Survey Response Rates**

The survey was emailed to 6,962 eligible full-time and part-time undergraduate and graduate students (over 18) who are enrolled during the spring 2026 semester as of Tuesday, February 10, 2026. A total of 5 emails bounced from the initial survey email invitation. A total of 451 students consented to take the survey- 298 via email and 159 QR code; 155 of those students provided no response to the survey. 296 students completed the survey, totaling a 4.2% survey response rate. For comparison, in the previous administration, spring 2024, 568 students completed the survey for a 8.1% survey response rate. Comparisons between 2026 and 2024 and 2022 responses were made for this report even though the survey response rate was lower in 2026. Data proportions were compared in order to determine if campus climate trends exist on campus.

### **Campus Outreach**

The Title IX Office used various different methods to engage students to participate in the survey. This included offering a \$50 Amazon gift card incentive, which 174 survey respondents opted for and is independent of their responses, distributing a QR code at campus events and utilizing social media platforms via UCOMM. During the survey administration there were two days that the University was closed (due to snow) and no outreach was performed. In response to the University closing, the deadline for the survey was extended one day to Friday, February 27, 2026. The Office of Institutional Research and Strategic Analytics sent out two reminder emails over a two and a half-week period that the survey was open..

### **Self-Reported Demographic Information of Respondents**

Which of the following best describes you?

- 77% self-identified as female
- 19% self-identified as male
- 4% preferred not to disclose

Residential status information:

- 71% do not reside on campus
- 23% reside on campus
- 6% preferred not to disclose



Membership(s) on campus:

- 45% were members of a campus club/organization
- 29% preferred not to disclose
- 26% were student employees
- 20% were part of an athletic club or team
- 5% were members of a fraternity, sorority, or other Greek letter organization
- All other choices were less than 5%

Campus position(s):

- 72% preferred not to disclose
- 21% were executive board members
- 6% were Resident Assistants
- All other choices were less than 5%

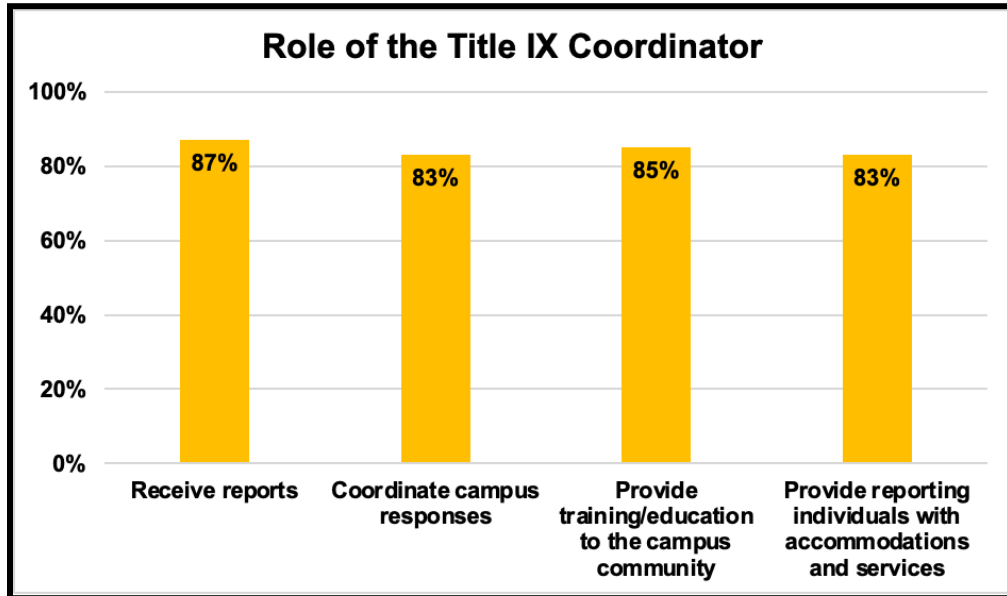
Comparisons between 2026 and 2024 and 2022 responses were made for this report even though the survey response rate was lower in 2026. Data proportions were compared in order to determine if campus climate trends exist on campus.

\*The 'Unsure' option was introduced in 2026, where in the 2024 administration the option was 'I'd prefer not to say'

## Summary of Results

### Roles and Responsibilities Section

1. The majority of respondents understood the role of the Title IX Coordinator as follows (choose all that apply):



2026 respondents' understanding of the Title IX Coordinator role was similar to 2024 and 2022 respondents, except for the response item 'Coordinate campus responses,' which was chosen less in 2024 (78%) and 2022 and (79%).

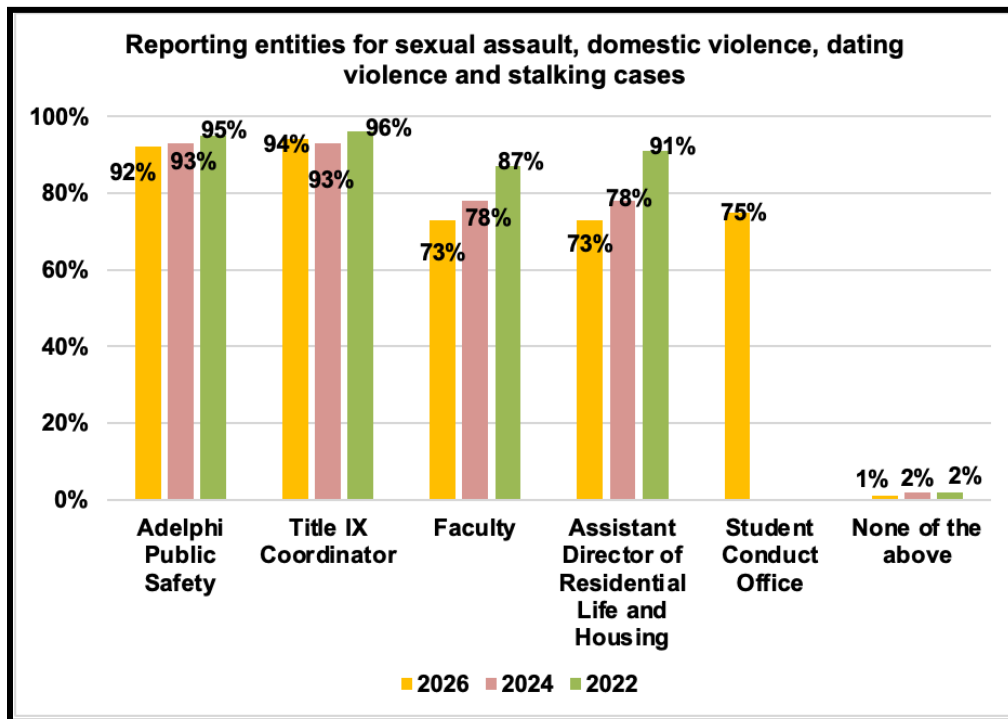
2. In 2026, over 90% of respondents indicated that the role of the Title IX Coordinator is to handle cases involving dating violence (91%), sexual harassment (96%), sexual assault (96%), domestic violence (91%) and stalking (94%). This is consistent with 2024 and 2022 respondent data (both stalking and domestic violence were added in 2024).

- 3% of respondents said that the Title IX Coordinator handles none of the above cases.
- 4% of respondents chose 'Other' including DEI (discrimination, equity and race/racism) and all the above cases.

Comparisons between 2026 and 2024 and 2022 responses were made for this report even though the survey response rate was lower in 2026. Data proportions were compared in order to determine if campus climate trends exist on campus.

\*The 'Unsure' option was introduced in 2026, where in the 2024 administration the option was 'I'd prefer not to say'

3. Respondents knew that incidents of sexual assault, domestic violence, dating violence and stalking could be reported to the following entities on campus.



The Student Conduct Office response choice was added in 2026.

Comparisons between 2026 and 2024 and 2022 responses were made for this report even though the survey response rate was lower in 2026. Data proportions were compared in order to determine if campus climate trends exist on campus.

\*The 'Unsure' option was introduced in 2026, where in the 2024 administration the option was 'I'd prefer not to say'

### **Respondent Knowledge Section**

4. 98% of respondents indicated that one must obtain consent by word or action before engaging in any sexual activity with another person. This is consistent with both 2024 and 2022 respondents' knowledge.

5. 86% of respondents knew that counseling resources were available both on and off-campus to victims of sexual assault, dating violence, domestic violence and stalking. This is consistent with 2024 respondents' knowledge, but lower than 2022 respondents' knowledge (97%).

- 13% of respondents were unsure that counseling resources were available both on and off campus to victims.
  - Of the 13% of respondents that were unsure- 85% self-identified as female.

6. 84% of respondents know that health and academic services are available to victims of sexual assault, dating violence, domestic violence, and stalking.

- 15% of respondents were unsure that health and academic services were available to victims.
  - Of the 15% of respondents that were unsure- 83% self-identified as female.

7. 82% of respondents knew that information about Adelphi University's policies and procedures regarding sexual assault can be found on the University website. This is consistent with 2024 respondents' knowledge (83%), but a decrease from 2022 respondents' knowledge (97%).

- 18% of respondents were unsure if information about Adelphi University's policies and procedures regarding sexual assault could be found on the University website. This is up from 15% in 2024.
  - Of the 18% of respondents that were unsure- 66% self-identified as female.

8. 80% of respondents indicated that one who is incapacitated can not provide consent. This is a decrease from 83% in 2024 and 85% in 2022.

- 11% of respondents indicated that one who is incapacitated can provide consent. This is an increase from 8% in 2024 and 6% in 2022.
  - Of the 11% of respondents that indicated that one who is incapacitated can provide consent- 78% self-identified as female.
- 9% of respondents were unsure. This is consistent with 2024 and 2022 data.
  - Of the 9% of respondents that were unsure- 71% self-identified as female.

Comparisons between 2026 and 2024 and 2022 responses were made for this report even though the survey response rate was lower in 2026. Data proportions were compared in order to determine if campus climate trends exist on campus.

\*The 'Unsure' option was introduced in 2026, where in the 2024 administration the option was 'I'd prefer not to say'

9. 79% of respondents indicated that they knew that students who reported an incident of sexual assault, dating violence, domestic violence, or stalking in good faith would not be penalized by Adelphi's Code of Conduct (NYS Drug and Alcohol Amnesty).

- 11% of respondents indicated that they believed students who reported an incident of sexual assault, dating violence, domestic violence, or stalking in good faith would be penalized by Adelphi's Code of Conduct (NYS Drug and Alcohol Amnesty)
  - Of the 11% of respondents that were unsure- 77% self-identified as female.
- 9% of respondents were unsure that students who reported an incident of sexual assault, dating violence, domestic violence, or stalking in good faith would be penalized by Adelphi's Code of Conduct (NYS Drug and Alcohol Amnesty)
  - Of the 9% of respondents that were unsure- 81% self-identified as female.

Comparisons between 2026 and 2024 and 2022 responses were made for this report even though the survey response rate was lower in 2026. Data proportions were compared in order to determine if campus climate trends exist on campus.

\*The 'Unsure' option was introduced in 2026, where in the 2024 administration the option was 'I'd prefer not to say'

## Witness Experience Section

10. 74% of respondents have not witnessed an incident of sexual assault, dating violence, domestic violence, or stalking while at Adelphi University.

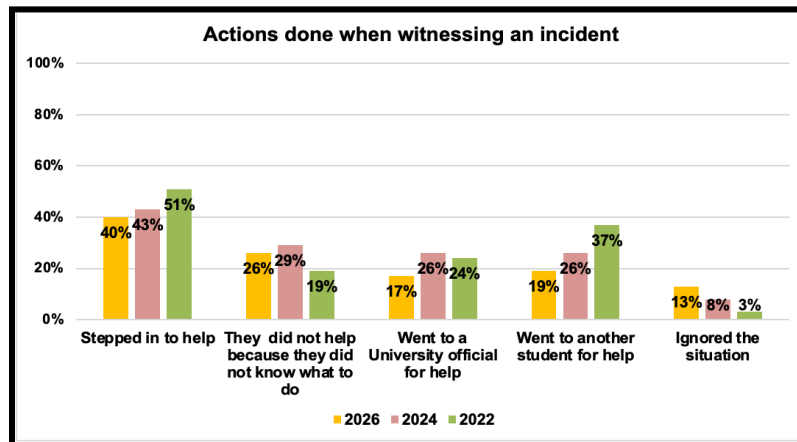
- This is an increase from 70% in 2024 and consistent with 2022 respondents.

Respondents witnessed the following incidents while at Adelphi University:

	2026	2024	2022
Sexual Harassment	9%	10%	
Sexual Assault	4%	4%	4%
Domestic Violence	4%	2%	2%
Dating Violence	7%	5%	4%
Stalking	14%	14%	6%
Not Sure	10%	12%	16%

11. Respondents did the following when witnessing an incident:

- 40% stepped in to help
  - A decrease from 43% in 2024 and 51% in 2022
- 26% did not help because they did not know what to do
  - A decrease from 29% in 2024, but an increase from 19% in 2022
- 17% went to a University official for help
  - A decrease from 26% in 2024 and 24% in 2022
- 19% went to another student for help
  - A decrease from 26% in 2024 and 37% in 2022
- 13% ignored the situation
  - An increase from 8% in 2024 and 3% in 2022

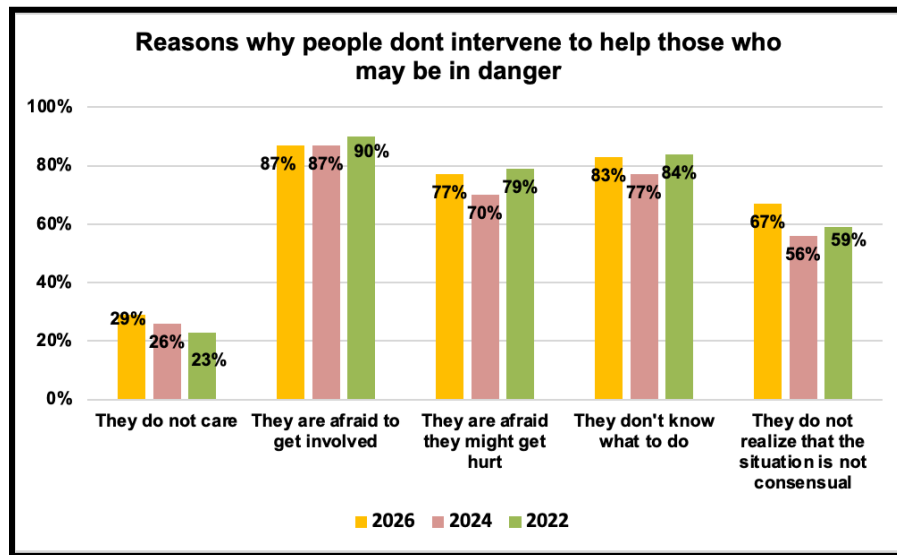


Comparisons between 2026 and 2024 and 2022 responses were made for this report even though the survey response rate was lower in 2026. Data proportions were compared in order to determine if campus climate trends exist on campus.

\*The 'Unsure' option was introduced in 2026, where in the 2024 administration the option was 'I'd prefer not to say'

12. Respondents describe (in their opinion) why people do not intervene to help those who might have been in danger.

- 29% said they did not care
  - An increase from 26% in 2024 and 23% in 2022
- 87% said they were afraid to get involved
  - Consistent with 2024, but a decrease from 90% in 2022
- 77% they were afraid they might get hurt
  - An increase from 70% in 2024 and a decrease from 79% in 2022
- 83% said they did not know what to do
  - An increase from 77% in 2024 but consistent with 2022
- 67% said they did not realize the situation was not consensual
  - An increase from 56% in 2024 and 59% in 2022



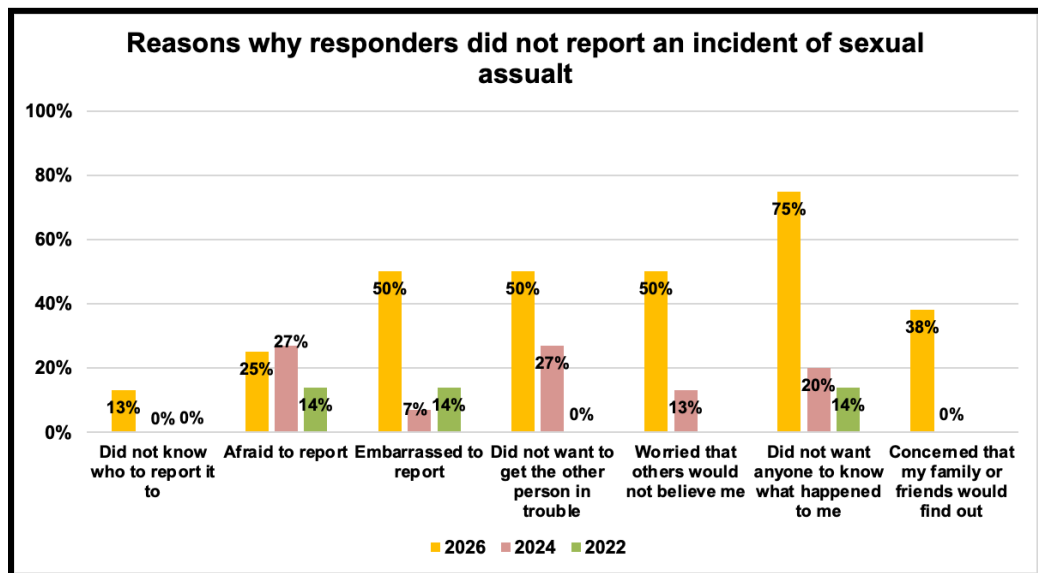
Comparisons between 2026 and 2024 and 2022 responses were made for this report even though the survey response rate was lower in 2026. Data proportions were compared in order to determine if campus climate trends exist on campus.

\*The 'Unsure' option was introduced in 2026, where in the 2024 administration the option was 'I'd prefer not to say'

## Victim Experience Section

13. **Sexual Assault** (a sexual act against you without your consent, including when you have been incapable of giving consent)

- 93% of respondents reported that they have not been a victim of sexual assault during their time as a student at Adelphi.
- In total, 7% responded that they have been (5%) or are unsure (2%) if they have been a victim of sexual assault during their time as a student at Adelphi.\* Please note that ‘Unsure’ was included in the total percentage of reported due to the possibility of being stalked. Additionally, their response followed the same pathway in survey design as a participant responding ‘yes’. The majority of incidents were reported to the Title IX Coordinator (75%), Faculty (50%) and Public Safety (50%).
  - 53% reported the incident (an increase from 41% in 2024)
    - 100% of victims strongly agreed or agreed that they were treated with respect.
      - An increase from 58% in 2024 respondent data
    - 86% of victims strongly agreed or agreed that they were treated with sensitivity.
      - An increase from 50% in 2024 respondent data
    - 86% of victims were informed of the counseling services available to them.
      - Consistent with 2024 respondent data
    - 57% of victims were treated as if it was their fault.
      - Consistent with 2024 respondent data
  - 47% of victims did not report the incident
    - A decrease from 57% in 2024 and 85% in 2022.



Comparisons between 2026 and 2024 and 2022 responses were made for this report even though the survey response rate was lower in 2026. Data proportions were compared in order to determine if campus climate trends exist on campus.

\*The ‘Unsure’ option was introduced in 2026, where in the 2024 administration the option was ‘I’d prefer not to say’

14. **Domestic Violence** (someone you consider a spouse or an intimate partner you cohabitated with physically harmed you, or threatened to harm you)

- 99% of respondents reported that they have not been a victim of domestic violence during their time as a student at Adelphi
- 1% of respondents reported that they have been or were unsure if they have been a victim of domestic violence during their time as a student at Adelphi.
  - 100% did not report the incident

15. **Dating Violence** (someone you were in a romantic or intimate relationship with physically harmed you, or threatened to harm you)

- 99% of respondents reported that they have not been a victim of dating violence during their time as a student at Adelphi
- 1% of respondents reported that they have been or were unsure if they have been a victim of dating violence during their time as a student at Adelphi.
  - 100% did not report the incident

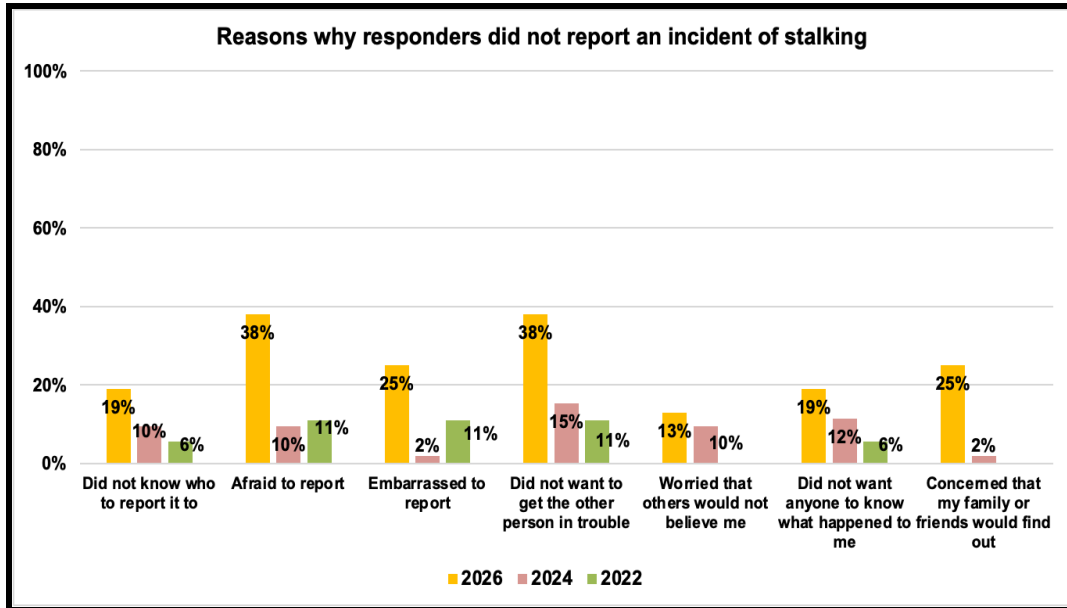
16. **Stalking** (a pattern of unwanted contact by someone either electronically or in-person in a way that made you feel unsafe or emotionally distressed)

- 89% of respondents reported that they have not been a victim of stalking during their time as a student at Adelphi. This is an increase from 2024 (83%), but a decrease from 2022 (94%).
- In total, 11% of respondents reported that they have been (9%) or were unsure (2%) if they have been a victim of stalking during their time as a student at Adelphi. Please note that 'Unsure' was included in the total percentage of reported due to the possibility of being stalked. Additionally, their response followed the same pathway in survey design as a participant responding 'yes'.
  - 27% reported the incident (an increase from 18% in 2024 and consistent with 2022 (26%)). Incidents were reported to the Title IX Coordinator (29%), Faculty (29%) and Public Safety (29%).
    - 100% of victims strongly agreed or agreed that they were treated with respect.
      - An increase from 76% in 2024 and 83% in 2022
    - 71% of victims strongly agreed or agreed that they were treated with sensitivity.
      - An decrease from 84% in 2024, but an increase from 67% in 2022
    - 71% of victims were informed of the counseling services available to them.

Comparisons between 2026 and 2024 and 2022 responses were made for this report even though the survey response rate was lower in 2026. Data proportions were compared in order to determine if campus climate trends exist on campus.

\*The 'Unsure' option was introduced in 2026, where in the 2024 administration the option was 'I'd prefer not to say'

- An increase from 67% in 2024, but a decrease from 100% in 2022
  - 71% of victims were treated as if it was their fault.
    - An increase from 60% in 2024 and 67% in 2022
- 73% of victims did not report the incident (consistent with 2024, but a decrease from 82% in 2022).



In 2026, 38% of respondents chose the 'Other' response option. Half of those responses revolved around there being no benefit, the University does not care and it did not seem worth it.

17. 96% percent of respondents have not had someone distribute images or videos of their private sexual activity or nudity without their consent while they have been a student at Adelphi. This is consistent with 2024 respondents

- In total, 4% responded that they have (1%) or are not sure (3%) that they have experienced someone distributing images or videos of their private sexual activity or nudity without their consent while they have been a student at Adelphi.

Comparisons between 2026 and 2024 and 2022 responses were made for this report even though the survey response rate was lower in 2026. Data proportions were compared in order to determine if campus climate trends exist on campus.

\*The 'Unsure' option was introduced in 2026, where in the 2024 administration the option was 'I'd prefer not to say'

**Survey Takeaways**

- A.** Education needs to be performed, along with trainings to provide students with the proper tools and knowledge about what is sexual assault, violence, informed consent, along with the University's policies and procedures regarding sexual assault, counseling and wellness support services and what to do when witnessing a perceived or real incident on campus. The Title IX Office should not only focus on a post assault response, but a prevention one.
  - a. Specifically the self-identified female population
- B.** The Title IX Office needs to collaborate and communicate with other reporting and administrative offices and entities such as the Student Conduct Office and the faculty to better support victims and encourage reporting and follow through.
- C.** The majority of victims did not report the incident to any office or person on campus. The data shows why victims are not reporting incidents (shame, worry and pressure) but reporting offices and entities need to be more open, safe, transparent so that victims will report.
  - a. More education and training needs to be done for reporting office personnel/mandatory reporters on how to talk with a victim, to prevent secondary victimization and feelings of blame. This can lead to more victims coming forward.
  - b. More education needs to be done with students so they know they know that reporting an incident will be taken seriously.
  - c. The University needs to educate both students and personnel to prevent these incidents and the responses to their incidents (secondary victimization/ high percentage of victims reporting it was made to be at fault).
- D.** Sexual assault and stalking incidents are prevalent issues on campus with most victims not reporting the incident. More awareness and prevention activities need to be done.

Comparisons between 2026 and 2024 and 2022 responses were made for this report even though the survey response rate was lower in 2026. Data proportions were compared in order to determine if campus climate trends exist on campus.

\*The 'Unsure' option was introduced in 2026, where in the 2024 administration the option was 'I'd prefer not to say'