



GRADUATE OUTCOMES REPORT

Undergraduate Class of 2022

***Center for Career & Professional
Development at
Adelphi University***

Prepared By: Thomas J. Ward, Pooja Choudhary &
Husein Ghadiali

Methodology

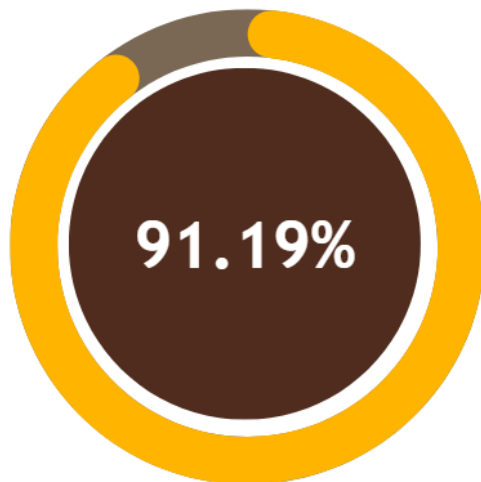
The Center for Career and Professional Development at Adelphi University annually surveys graduating students to ascertain their employment status or plans for continuing education, as well as to acquire insights into hiring trends. Our survey aligns with the National Association of Colleges and Employers (NACE) First Destination Survey to track the progress of new college graduates as they enter the job market.

Graduate outcomes and salary data results are based on data collected up to 1-year post graduation from the Graduate Outcomes Survey, self-reported information, LinkedIn, National Clearinghouse, and online research of salary ranges associated with related job titles/descriptions.

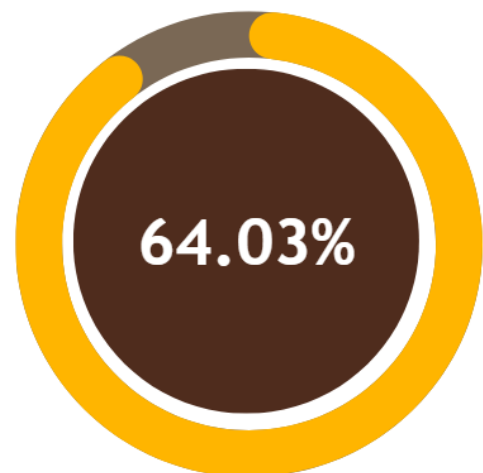
Each graduating class is made up of students who graduate from July 1 through June 30; thus, the Class of 2022 is composed of students who graduated from July 1, 2021 through June 30, 2022. This report examines the career outcomes of **1,382 Undergraduates** who earned their Adelphi degree in August 2021, December 2021, or May 2022. Students were surveyed just prior to and up to six months after graduation, during three survey administration periods: August 2021-February 2022, December 2021-June 2022, and May 2022-November 2022. This is consistent with the definition used by the U.S. Department of Education in gathering education statistics for its IPEDS database.

The Career Outcomes Rate for the academic year 2021-2022, that includes cohorts August '21, December '21 or January '22, and May'22 is **91.19%**. We also follow NACE protocols to determine the Knowledge Rate** which is **64.03%** for the Class of 2022.

Career Outcomes Rate for UG 2022



Knowledge Rate



Note: The term "Career Outcomes Rate" is the percentage of graduates who have reported being engaged in a career outcome. This percentage is calculated by determining the number of respondents employed full or part-time, continuing their education, volunteer service or military service, and dividing that total by the number of students about whom we have information. The term "Knowledge Rate" is the percentage of graduates for which we have reasonable, verifiable information concerning graduates' post-graduation career plans. Data can be collected from sources including graduation surveys, online surveys, telephone and email solicitations, alumni records, social media research, and input from faculty, staff, and employers.

Contents

1. Career Outcomes Rate

2. Salary Data

3. Employment Data

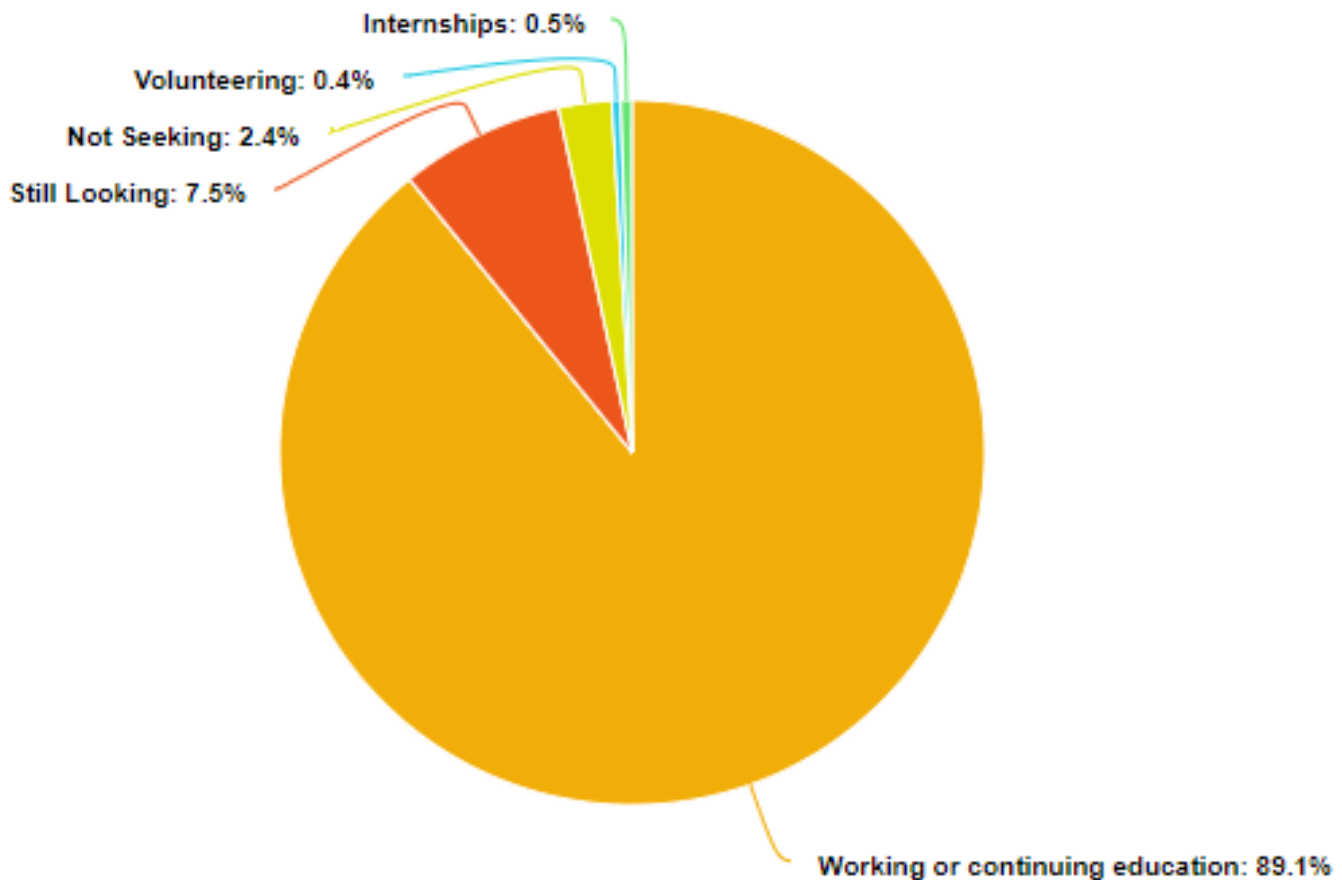
- a) Hiring Timeline
- b) Hiring by Industry
- c) Top Employers hiring Adelphi University graduates
- d) Additional Employers hiring Adelphi graduates
- e) Job Titles
- f) Career Outcomes Data by Major

4. Continuing Education Data

- a) Top Graduate Schools (acceptances)
- b) Advanced Degrees
- c) Fields of Study

5. Success Data

1. Career Outcomes Rate



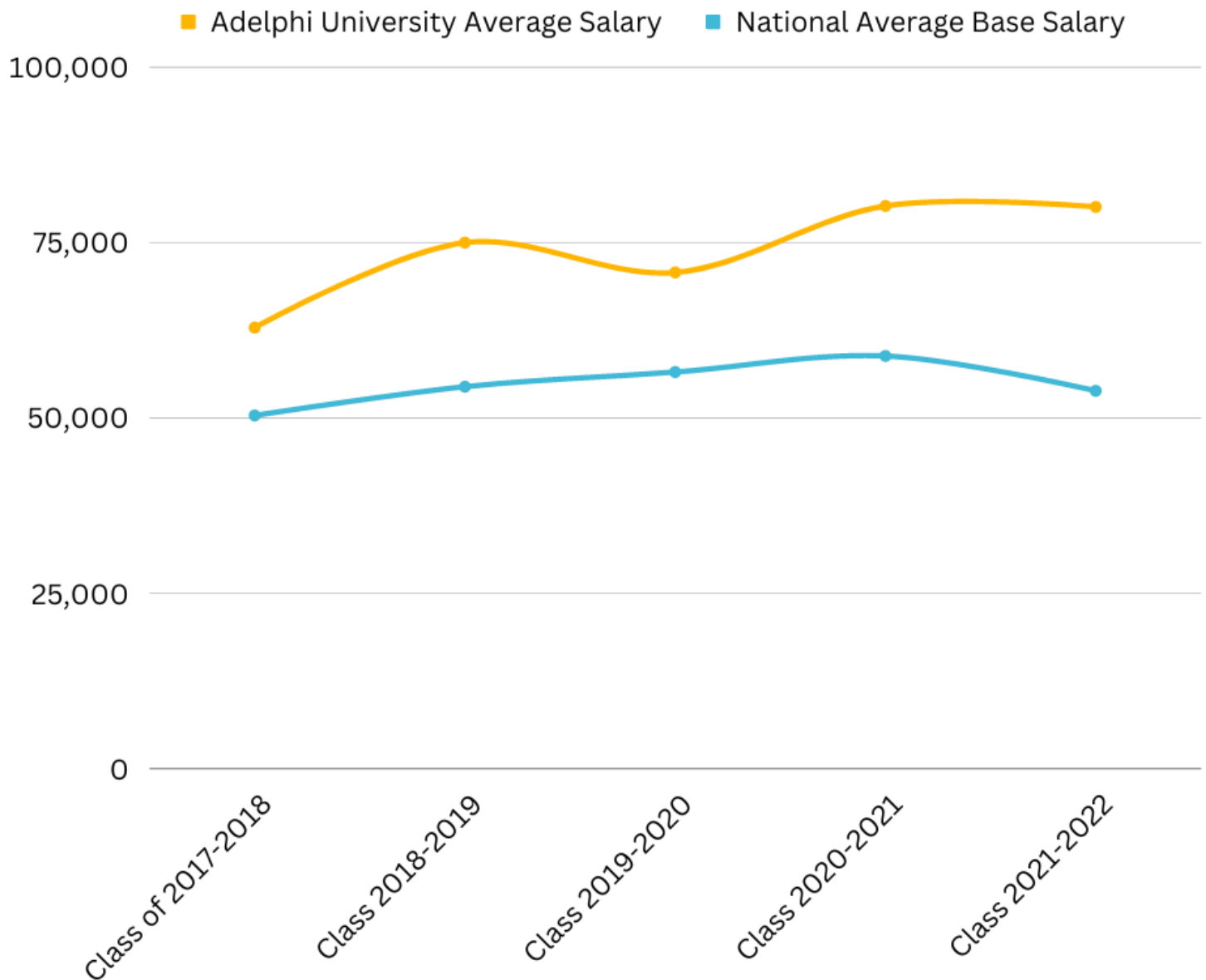
89.10% of Adelphi graduates in the Class of 2022 reported that they were either Working or Continuing Education, 7.50% were still looking for employment, 0.40% were enrolled in Volunteering, 0.50% were enrolled in Fellowship/post-doc/traineeship/post-graduation internship and 2.40% were not planning to work at the moment.

** The Career Outcomes Rate is defined by NACE as the number of graduates with known positive career outcomes (in the employment, continuing education, military service or voluntary service categories), divided by the number of students for whom an outcome is known (minus those identified as not seeking an outcome).*

Source: National Association of Colleges and Employers (NACE)

2. Salary Data

Annual Salary for August 2021 & May 2022

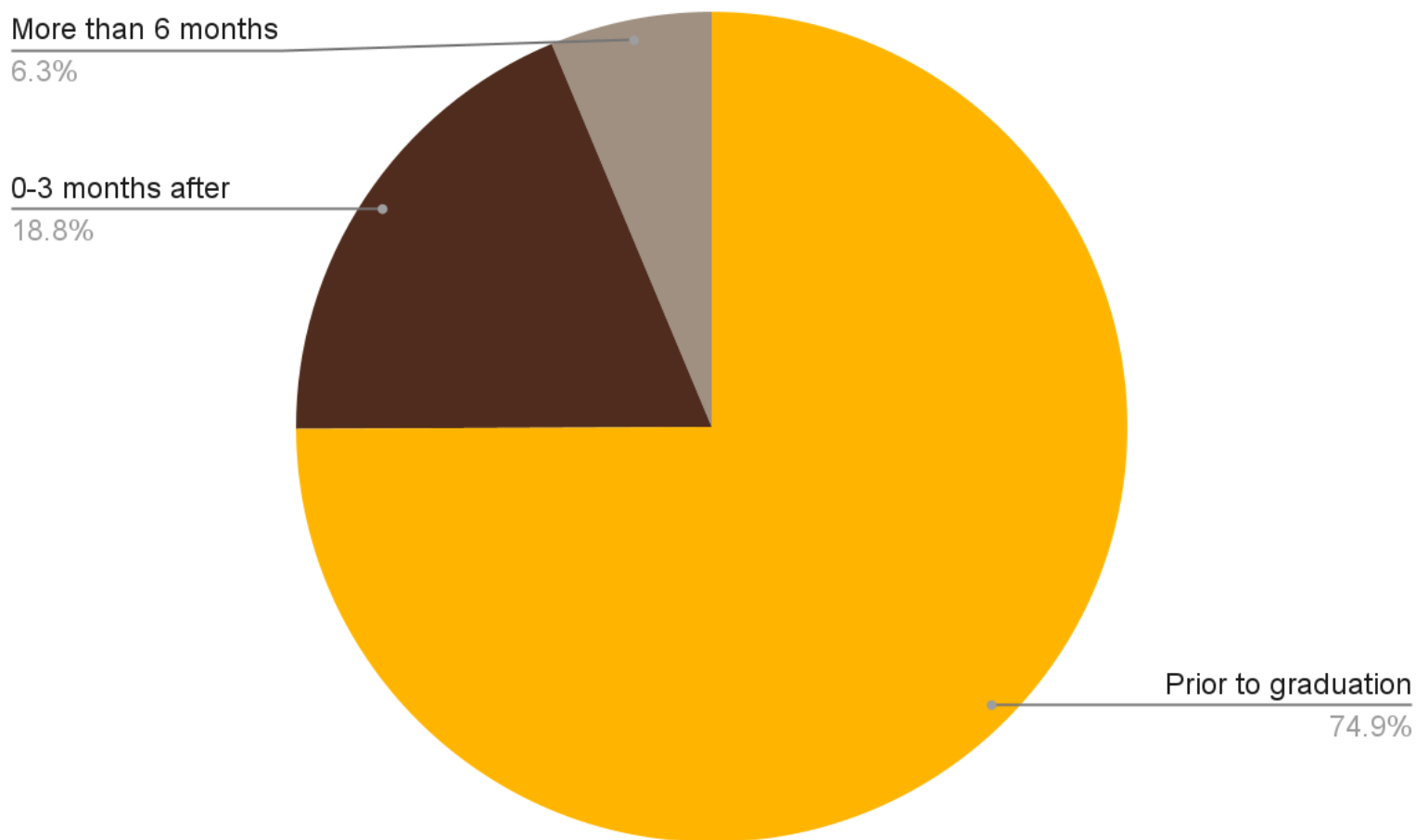


The Overall Average Annual Salary is **\$80,090** for students graduating between August 2021 to May 2022.

*National Association of Colleges and Employers (NACE) First Destination Survey,
Class of 2022*

3. Employment Data

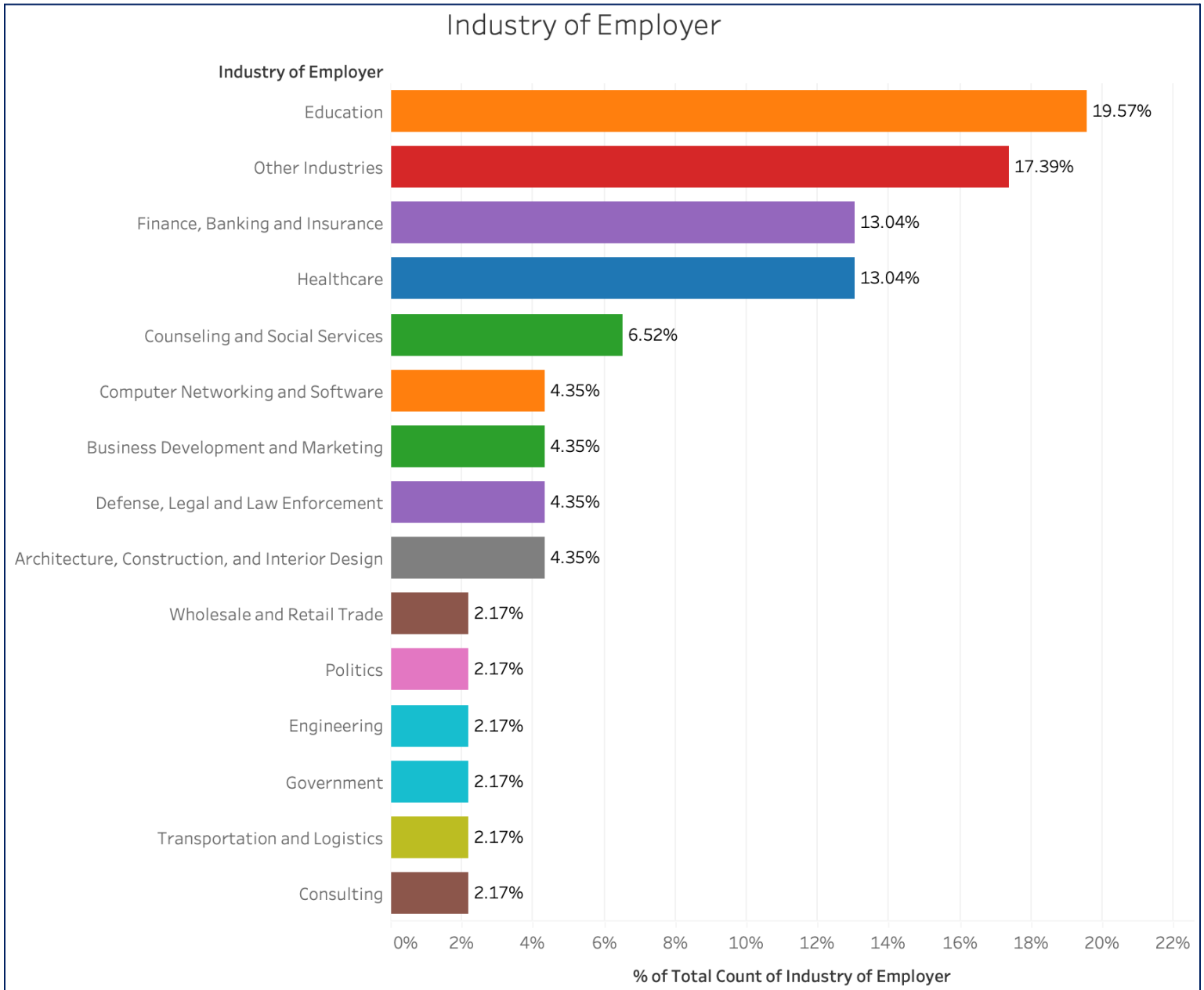
a. Offer Acceptance Timeline



74.90% of Class of 2021 respondents reported receiving job offers prior to graduation, 18.8% of the graduates received offers within 0-3 months after graduation, and 6.3% of graduates received offers after 6 months of graduation.

3. Employment Data

b. Hiring by Industry



The greatest percentage of new graduates reported obtaining employment in the fields of Education, Finance, Banking, and Healthcare.

3. Employment Data

c. Top Employers Hiring Adelphi University Graduates



Morgan Stanley





3. Employment Data

e. Job Titles

Position Title
Teacher
Talent Acquisition
Registered Nurse
Tax Associate
Police officer
Nursing Assistant
Data Analyst
Audit associate
Tutor
RN
Intern
Client Service Coordinator
Case Manager
Associate
Assistant Project Manager

Actuarial Analyst
Training Manager
Test Title
Substitute Teacher
Student nurse
Street Outreach Specialist
SDR
Science Teacher
Research Assistant and Translator

3. Employment Data

e. Job Titles

Position Title
Recruiter/ Human Resources Coordinator
Project Manager
Project Liaison Intern
Physical Education Permanent Substitute
Pharmacy technician
Patient care associate
Operations Specialist
Nursing student
Management Development Program
Living Environment Teacher
Job Coach
Java Developer Associate
Hospitality Liaison
Head infant teacher
Graduate Assistant
Financial Data Analyst
Financial Advisor
Emergency medical Specialist- EMT
Data Specialist
Data Analytics Intern
Custom pâtissier
CNA
Budget Analyst
Assurance Associate
Area Manager, Delivery Ops

3. Employment Data

e. Job Titles

Academic Coordinator at Adelphi University, Jan 2021 – Present
ACF Nursing Case Manager-RN at Americare Css Jan 2021
Actuarial Assistant, full time
Adelphi Endpoint Project Coordinator (Jan 2020 - Present)
Adelphi University Masters of Science - Environmental Science (2021-2022), Met Calf Archeolo..
Administrative Assistant at Homeside Rehab, June 2021-present/ General Manager at Carvel C..
Administrative Assistant, part time
Affiliated Physicians Sept 2021
Albany Memorial Hospital RN 2021
Analytical Chemist at Allegiate Health (Oct 2021-Present), New York Institute for Career Devel..
Area Manager, Delivery Ops at Amazon, Jun 2021 - July 2021
Art Educator at Lawrence Woodmere Academy, Feb 2021-Present
Assistant at CCM Consulting Group Inc
Assistant Coach at FAST Fundamentals Jan 2021-present/ Events Manager Adelphi University
Assistant Manager at Soul Brew Bellmore, July 2021-present/Manager at Dolce Gelateria, Aug ..
Associate Banker at JPMorgan Chase & Co., Feb. 2020 - Present
Associate Technical Account Manager at Yardi (May 2021 - present)
Audit Intern at KPMG US, June 2021
AVP of Operations at AdvantageCare Physicians (1998)
Barista at Starbucks, March 2016-present
Bartender/Server at Brixx and Barley, 2015-Present
Behavioral Health Technician at Family of Kidz. March 2021-present
Behavioral Health Technician at Proud Moments ABA (Aug 2020 - Present)
Behvioral Therapist at Family of Kidz, Jun 2021-Present
Book Seller at Barnes & Noble, Inc. Aug 2021-present
Bookkeeper, Social Media ar Bhoomdat & Sugrim & Associates LLC, June 2018-present
Bookseller at Barnes & Noble, Inc, Oct 2020-2021
Branch Ambassadaor at Capital One, Jan. 2020 - Present
Bridal Stylist at Unbridaled, Aug 2021- Present
Capital One Branch Ambassador, August 2017 - Present
Capital One Branch Ambassador, July 2021 - Present
Cardozo School of Law
Case Assistant at Hickey Smith Dodd LLP May 2021-present

3. Employment Data

e. Job Titles

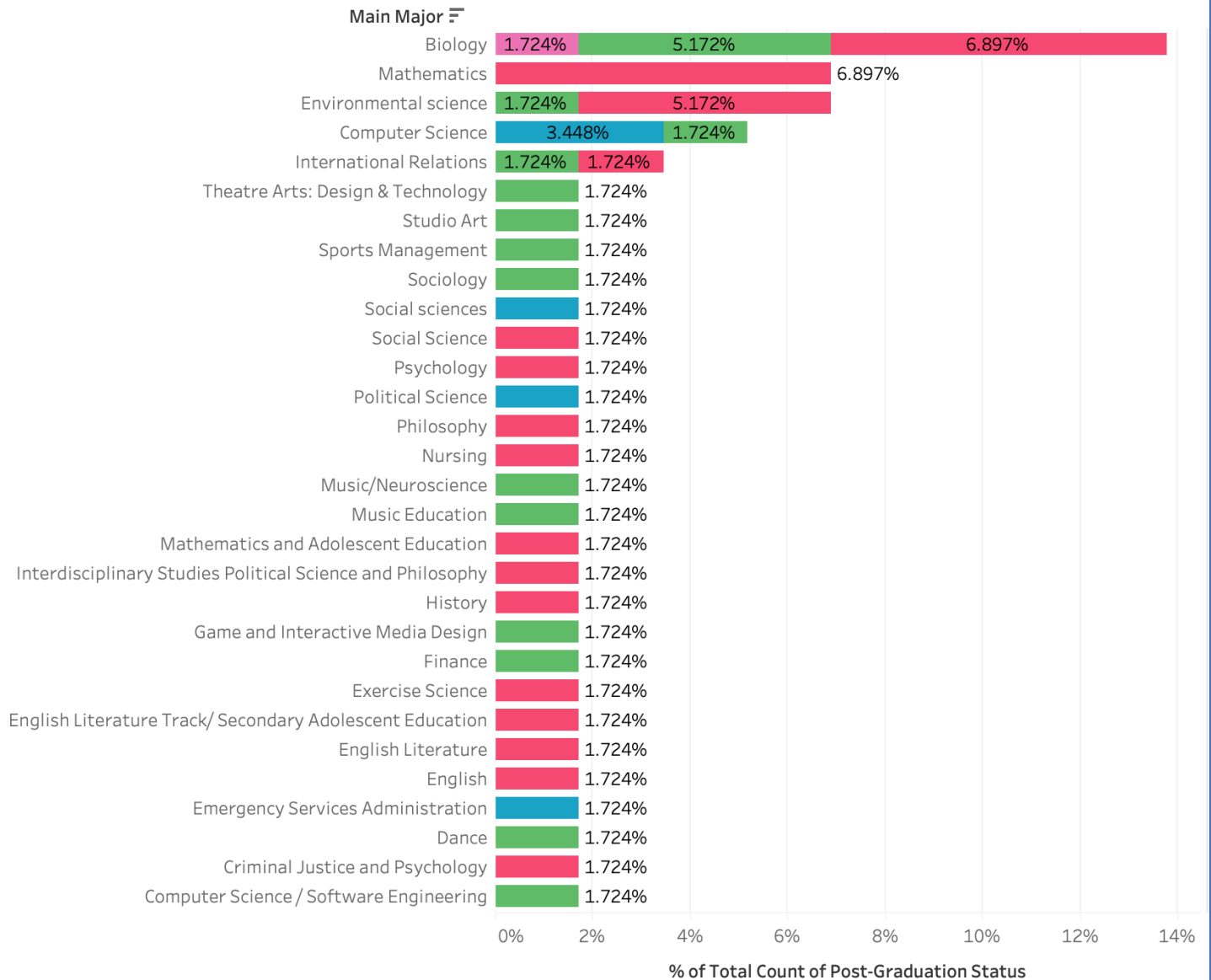
Disbursements Financial Analyst at Epiq, March 2021
Doctor of Osteopathic Medicine at Rowan University School of Osteopathic Medicine
Doctoral student, Tufts University
Early Intervention Specialist at Nassau BOCES, Sep 2021-present
Elisabeth Haub School of Law Pace University, International Human Right Law 2021-2024
Emergency Room Nurse at Northwell Health July 2021
Emergency Room Registered Nurse August 2021
Environmental Analyst at Town of Hempstead Government, May 2016-present
EY Intern, June 2021 - Aug. 2021
Financial Representative at National Financial Network, Nov. 2018 - Present
Float Rehab Nurse December 2020, Einstein Healthcare Network January 2021
GAO Tek Inc. & GAO RFID Inc. since 11/2020
General Employee at Bill's Food Center, June 2019-present
General Utility Worker at ConEdison (Jun 2019)
Georgetown University Walsh School of Foreign Service, MA Security Studies 2021-2023
Grants Accountant at Cold Spring Harbor Laboratory, Aug 2021 - Present
H582
Hollister Co. Brand Representative, March 2018 - Present
HR Recruiter at Quest Service Group LLC, March 2021 - Present
Intake Coordinator at The Center for Psychotherapy, Oct 2018-present/ Sales Lead at Aeropost..
Integrated DNA Technologies (Apr 2021)
Intern at Family Service League of Long Island, Jun 2020-Sep 2020
Intern at Mark Levine for Borough President, Jan 2021-present
Intern at Next Step Solutions NY, Aug 2020-present
J.D. Candidate at St. John's University of Law, 2021 - 2024
JD candidate at Seton Hall University School of Law,
Junior Accountant at G.R. Reid Associates, LLP,
Junior Financial Reporting Analyst at PL Developments, July 2021 - Present
Keyholder at Hollister Co. Sep 2020-present
Laboratory Technician at International Flag (May 2021)
Learning and Development Coordinator at Omnicom Health Group, Dec. 2020 - Present
LI profile says grad'd AU 2019. Now a Clinical Nurse since 11/2020
Long Term Substitute Teacher at U.S. Department of Education, Oct 2020-present/ Front Desk ..

3. Employment Data

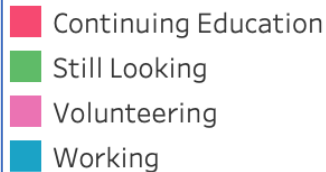
f. Career Outcomes Data, by Major & School

College of Arts and Sciences

College of Arts & Sciences



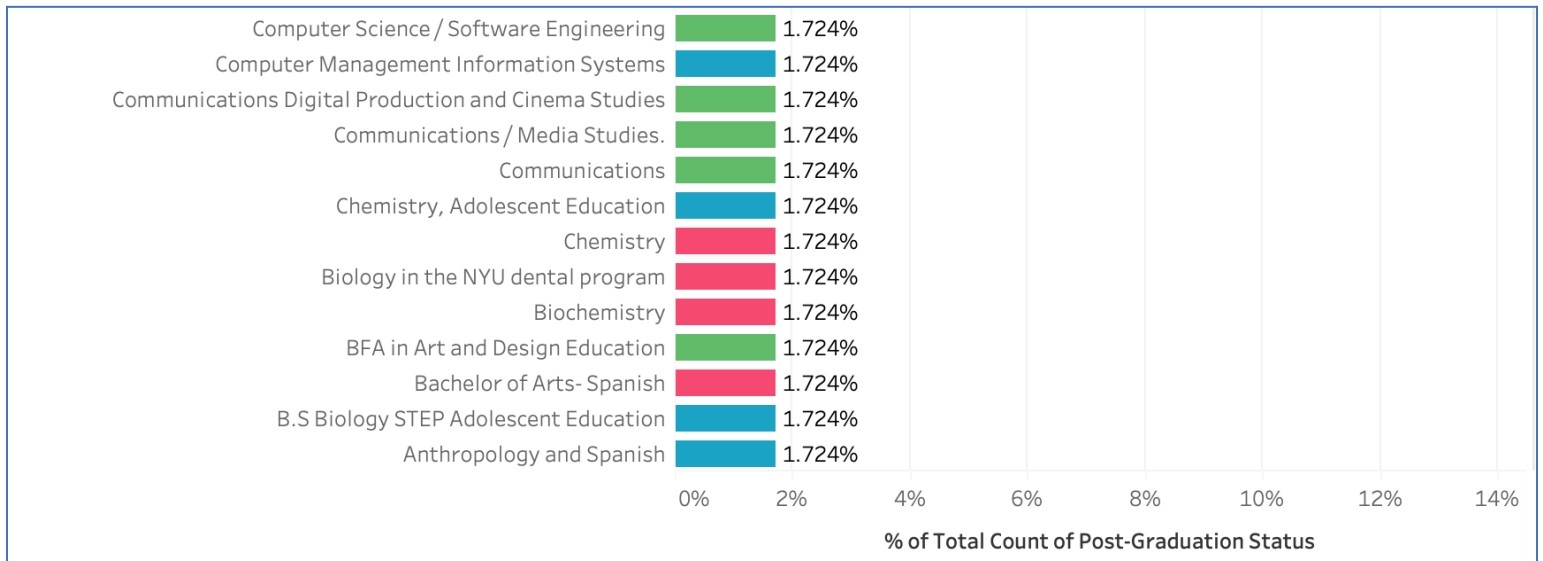
Post-Graduation Status



The Career Outcomes Rate is defined by NACE as the number of graduates with known positive career outcomes (in the employment, continuing education, service, or military service categories), divided by the number of students for whom an outcome is known (minus those identified as not seeking an outcome) who reported working and/or volunteering.

Source: National Association of Colleges and Employers (NACE)

College of Arts and Sciences



Post-Graduation Status

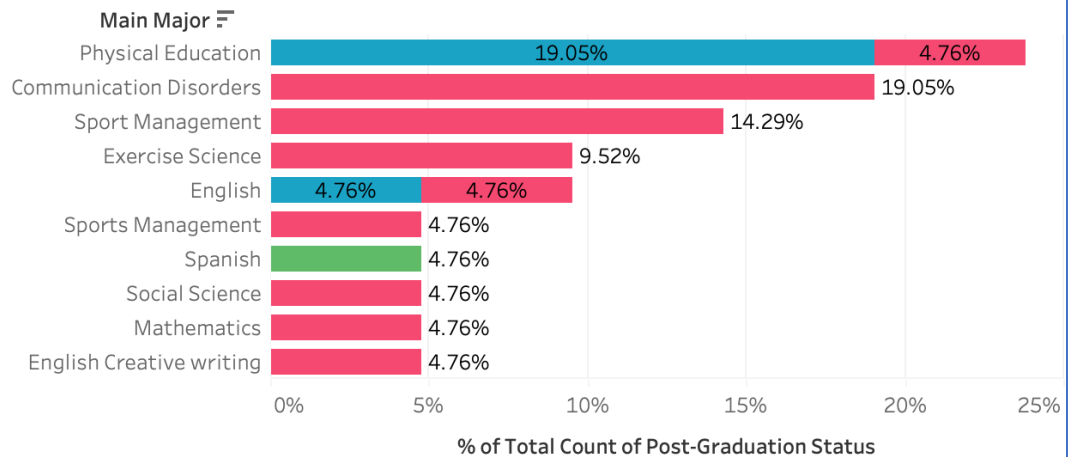
- Continuing Education
- Still Looking
- Volunteering
- Working

The Career Outcomes Rate is defined by NACE as the number of graduates with known positive career outcomes (in the employment, continuing education, service, or military service categories), divided by the number of students for whom an outcome is known (minus those identified as not seeking an outcome) who reported working and/or volunteering.

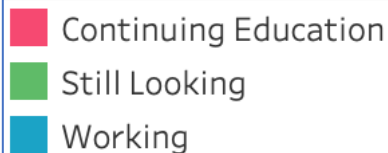
Source: National Association of Colleges and Employers (NACE)

Ruth S. Ammon College of Education and Health Sciences

Ruth S. Ammon College of Education & Health Sciences



Post-Graduation Status

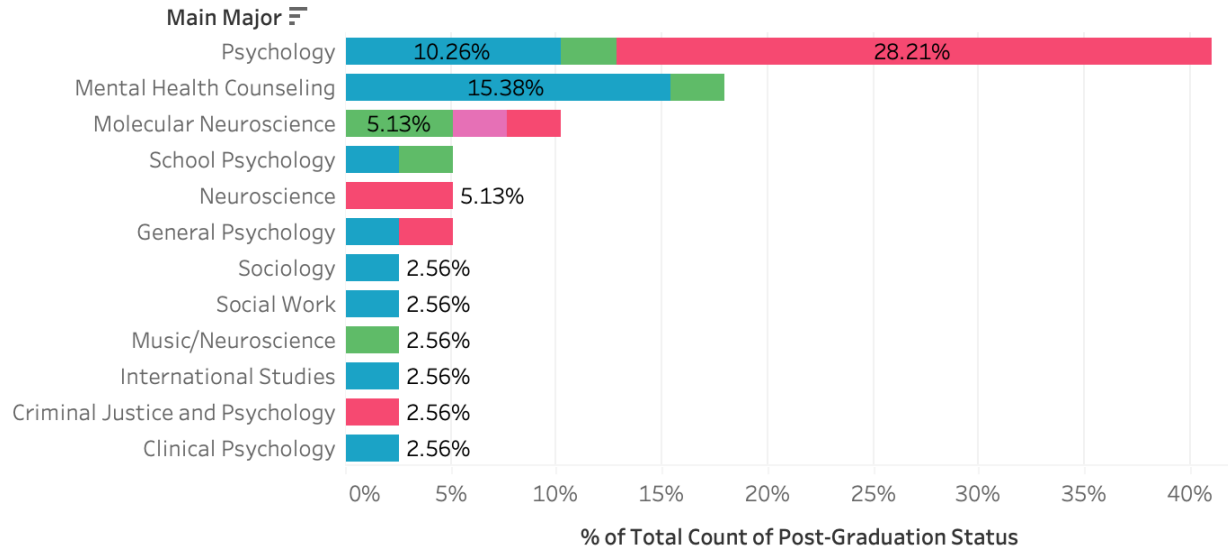


The Career Outcomes Rate is defined by NACE as the number of graduates with known positive career outcomes (in the employment, continuing education, service, or military service categories), divided by the number of students for whom an outcome is known (minus those identified as not seeking an outcome) who reported working and/or volunteering.

Source: National Association of Colleges and Employers (NACE)

Gordon F. Derner School of Psychology

Gordon F. Derner School of Psychology



Post-Graduation Status

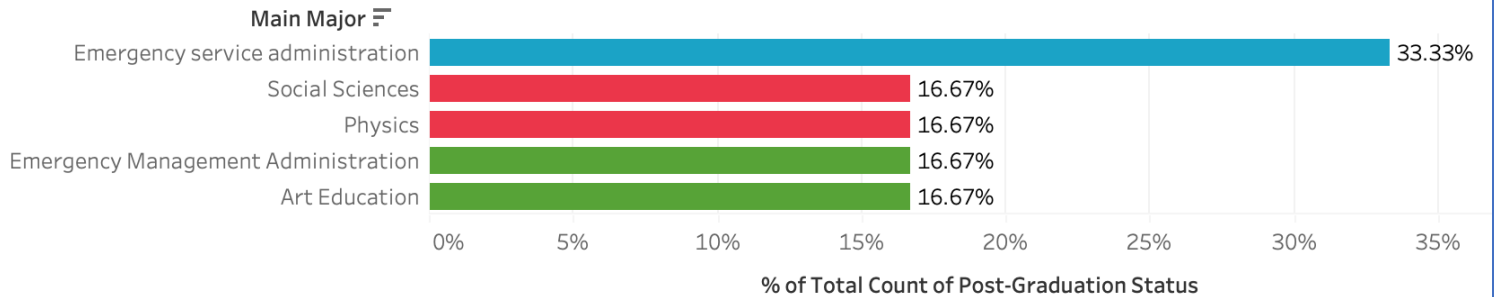
- Continuing Education
- Not Seeking
- Still Looking
- Working

The Career Outcomes Rate is defined by NACE as the number of graduates with known positive career outcomes (in the employment, continuing education, service, or military service categories), divided by the number of students for whom an outcome is known (minus those identified as not seeking an outcome) who reported working and/or volunteering.

Source: National Association of Colleges and Employers (NACE)

College of Professional & Continuing Studies

College of Professional & Continuing Studies



Post-Graduation Status

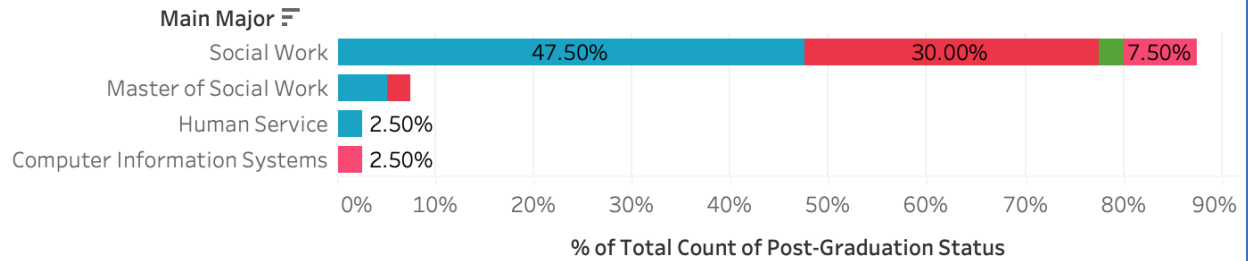
- Continuing Education
- Still Looking
- Working

The Career Outcomes Rate is defined by NACE as the number of graduates with known positive career outcomes (in the employment, continuing education, service, or military service categories), divided by the number of students for whom an outcome is known (minus those identified as not seeking an outcome) who reported working and/or volunteering.

Source: National Association of Colleges and Employers (NACE)

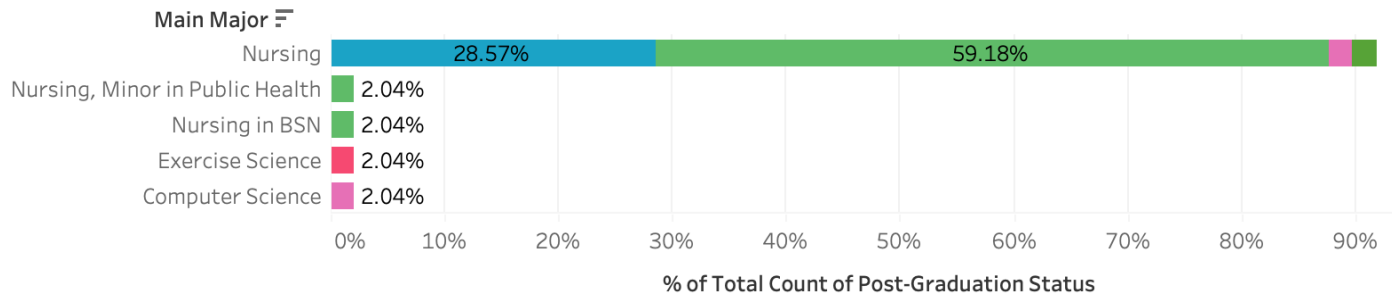
School of Social Work

School of Social Work



College of Nursing and Public Health

College of Nursing & Public Health



Post-Graduation Status

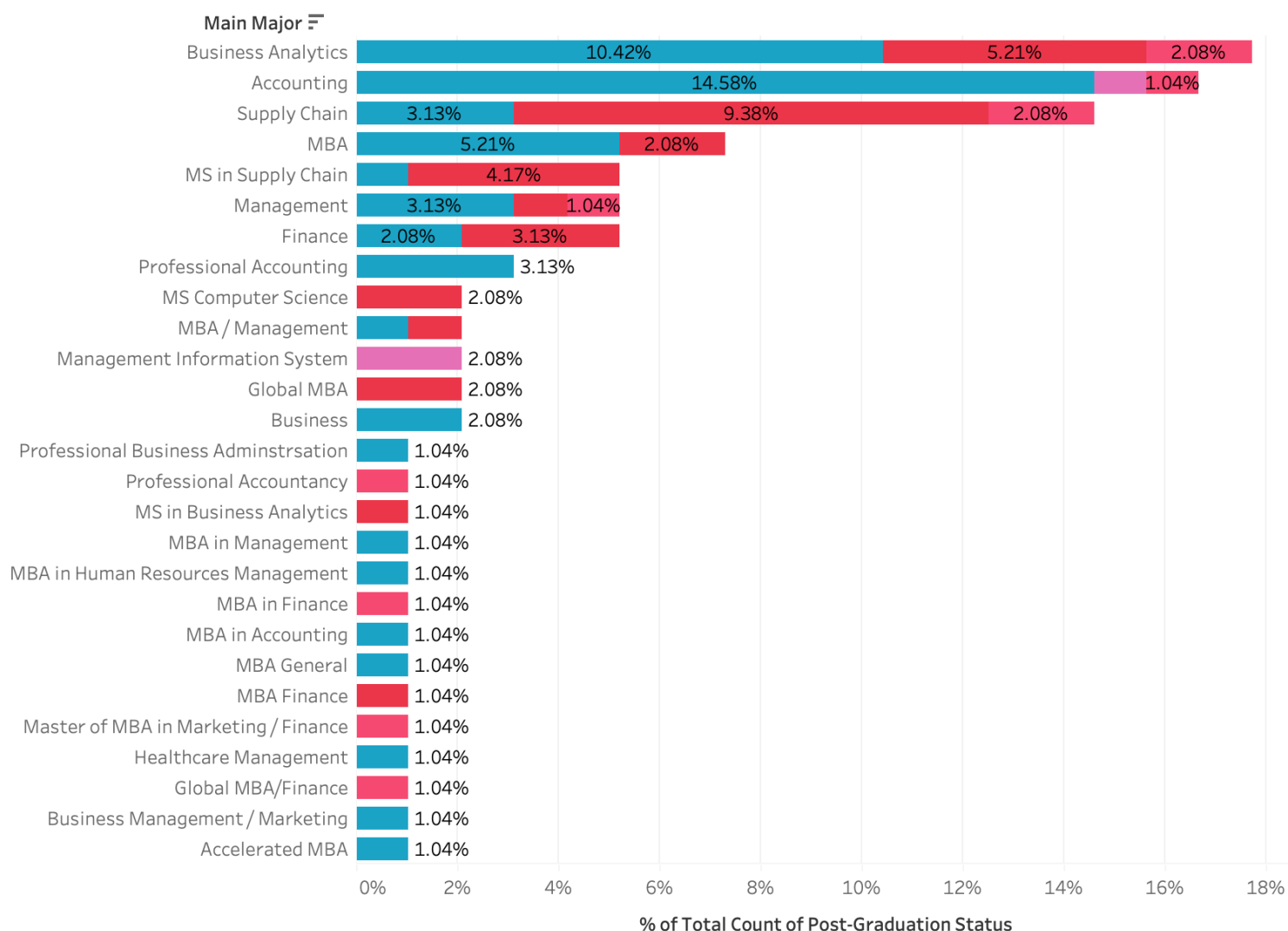
- Continuing Education
- Fellowship/Post-Doc..
- Not Seeking
- Still Looking
- Working

The Career Outcomes Rate is defined by NACE as the number of graduates with known positive career outcomes (in the employment, continuing education, service, or military service categories), divided by the number of students for whom an outcome is known (minus those identified as not seeking an outcome) who reported working and/or volunteering.

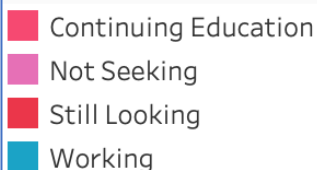
Source: National Association of Colleges and Employers (NACE)

Robert B. Willumstad School of Business Graduates

Robert B. Willumstad School of Business



Post-Graduation Status



The Career Outcomes Rate is defined by NACE as the number of graduates with known positive career outcomes (in the employment, continuing education, service, or military service categories), divided by the number of students for whom an outcome is known (minus those identified as not seeking an outcome) who reported working and/or volunteering.

Source: National Association of Colleges and Employers (NACE)

4. Continuing Education

b. Advanced Degrees Pursued after Graduation

MS in Accounting
Ms in Clinical mental health counseling
MS In Professional Accounting
MS of Accounting
Nutrition
Occupational Therapy
Organizational Leadership
Oriental Medicine
Physical Therapy
School of Law
School Psychology
Social Science
Social Work
Special Education
Speech Pathology
Sports Management
STEP
STEP Childhood Education
STEP Program
Supply Chain
Teaching
XE: Experimental Humanities & Social Engagement

4. Continuing Education

a. All Universities that accepted Adelphi University Graduates

From College of Arts & Sciences

Continuing Education - Graduates Accepted at Universities

University Name

Adelphi University

Brown University

Cornell Law School

LECOM School of Dental Medicine

New York College of Health Professionals

New York Institute of Technology College of Osteopathic Medicine

New York University (NYU)

New York University College of Dentistry

Virginia Tech

From College of Nursing & Public Health

Continuing Education - Graduates Accepted at Universities

University Name

Phillips School of Nursing at Mount Siani

Stony Brook University

4. Continuing Education

b. All Universities that accepted Adelphi University Graduates

From Robert B. Willumstad School of Business

Continuing Education - Graduates Accepted at Universities

University Name

Adelphi University

Baruch College

Gemologist Institute of America NY

Hofstra University

NORTH WEST UNIVERSITY, CHINA

Old Westbury, or Brockport

Pace University

Seton Hall University School of Law

From Gordon F. Derner School of Psychology

Continuing Education - Graduates Accepted at Universities

University Name

Adelphi University

Hofstra University

Midwestern University

Naropa University

New York Institute of Technology College of Osteopathic Medicine

New York Law School

PhilAdelphi Universitya College of Osteopathic Medicine

St. John's

Stony Brook University

SUNY Downstate School of Medicine

4. Continuing Education

c. All Universities that accepted Adelphi University Graduates

From Ruth S. Ammon School of Education & Health Sciences

Continuing Education - Graduates Accepted at Universities

University Name
Adelphi University
New York University
Northern Arizona University
Stony Brook University
Trinity University

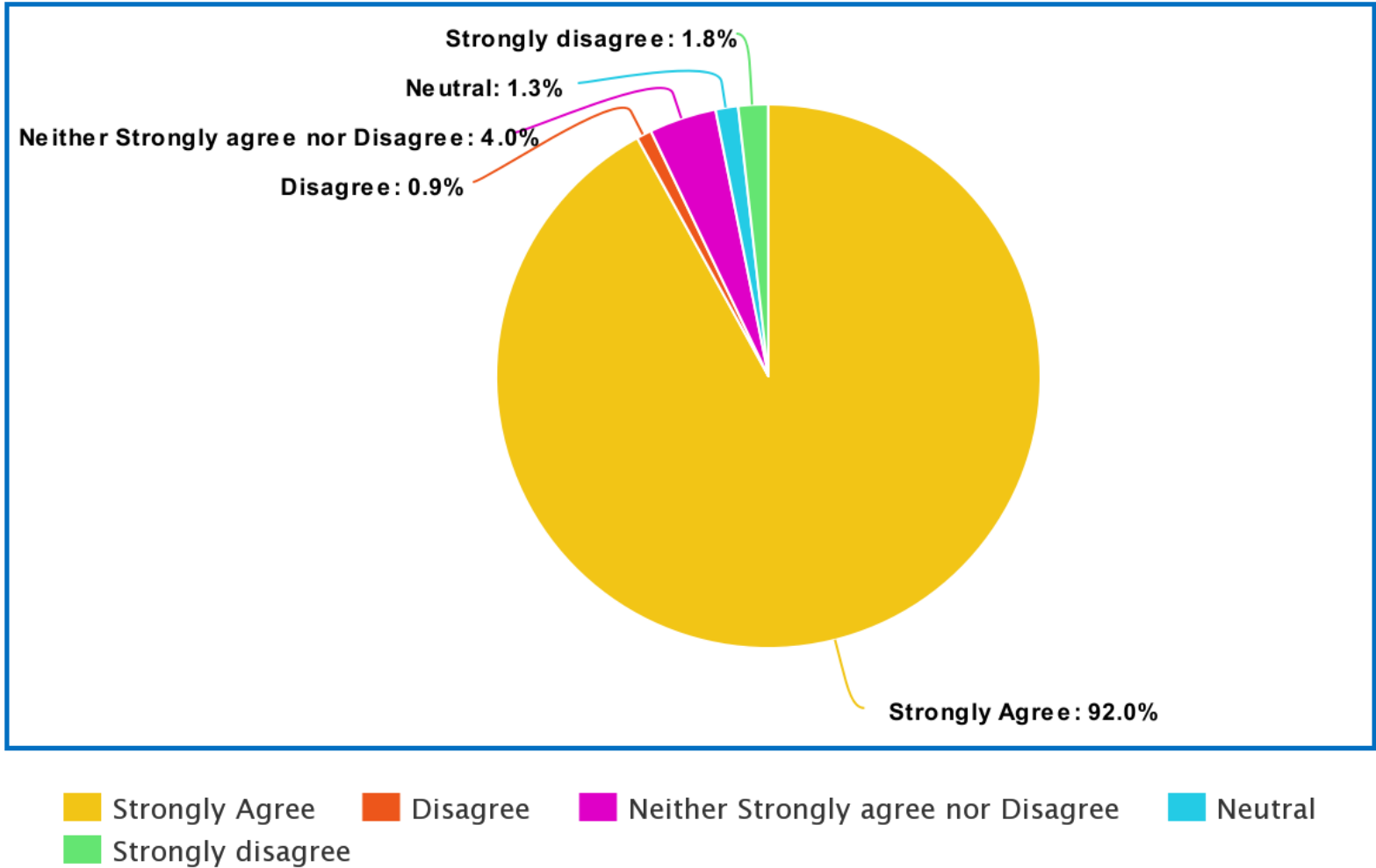
From School of Social Work

Continuing Education - Graduates Accepted at Universities

University Name
Adelphi University
Yeshiva University

5. Success Data

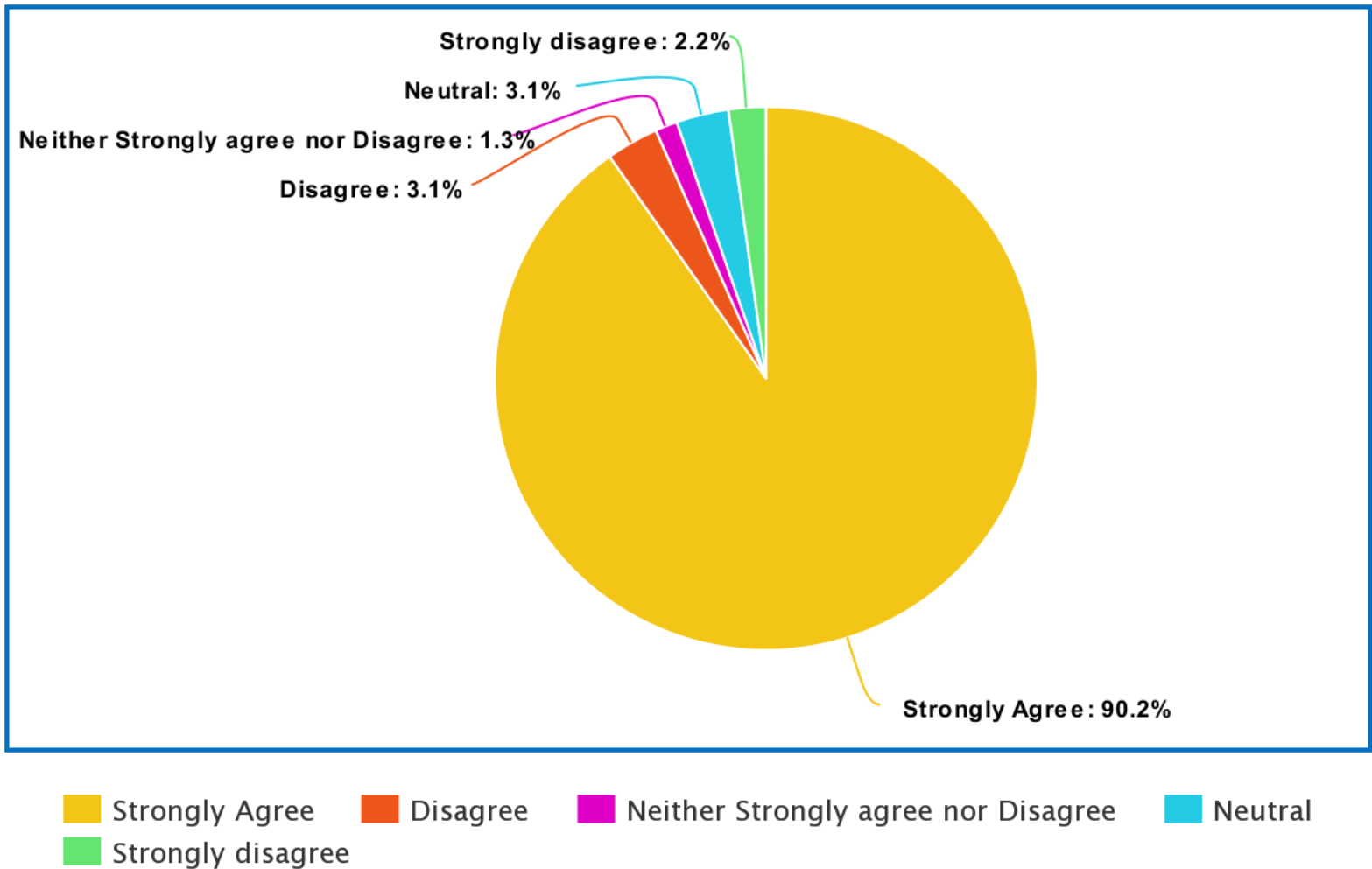
Success Data I: *Intellectual curiosity*



92.0% of Graduates **Strongly Agree** that graduating from Adelphi University increased his or her intellectual ability and potential as a curious, successful person.

5. Success Data

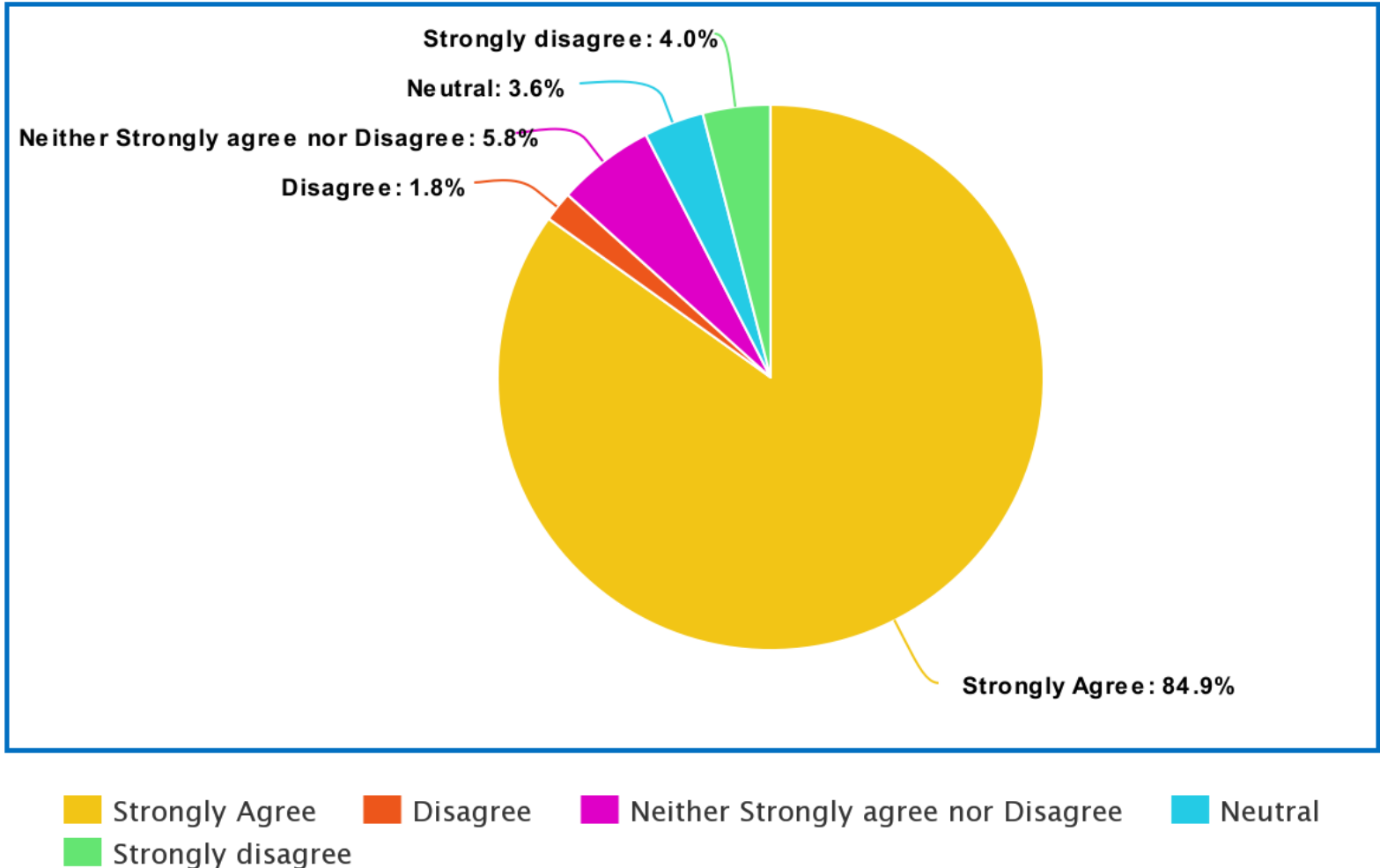
Success Data II: *Understanding of profession*



90.20% of Graduates **Strongly Agree** that graduating from Adelphi University increased their understanding related to the roles of professionals in their field.

5. Success Data

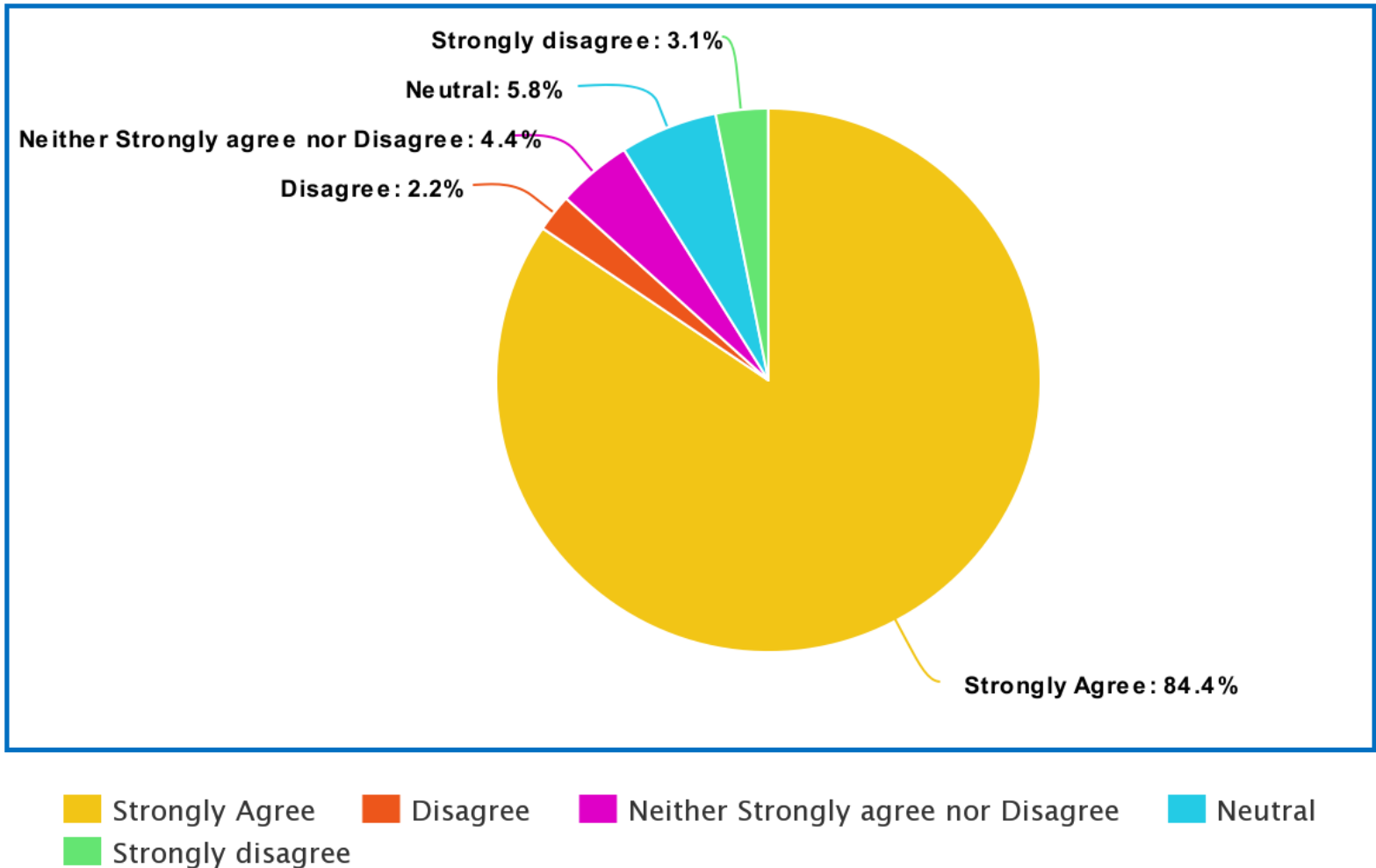
Success Data III: *Inclusion*



84.9% of respondents **Strongly Agree** that Adelphi University values, welcomes, and inspires every individual.

5. Success Data

Success Data IV: *Unique Educational Experience*



84.40% of graduates **Strongly Agree** that Adelphi University offers intellectual rigor, plus, talented faculty and staff who create a unique educational experience for students.