



# **UNDERGRADUATE CLASS OF 2021 CAREER OUTCOMES SURVEY REPORT**

**The Center for Career and Professional Development  
at Adelphi University**

**Prepared by: Thomas J. Ward, Jr., Elaine Boylan and Pooja Choudhary**

# Methodology

The Center for Career and Professional Development at Adelphi University annually surveys graduating students to ascertain their employment status or plans for continuing education, as well as to acquire insights into hiring trends. Our survey aligns with the National Association of Colleges and Employers (NACE) First Destination Survey to track the progress of new college graduates as they enter the job market.

Each graduating class is made up of students who graduate from July 1 through June 30; thus, the Class of 2021 is comprised of students who graduated from July 1, 2020 through June 30, 2021. This report examines the career outcomes of **524 undergraduates** who earned their Adelphi degree in August 2020, December 2020, or May 2021.

Students were surveyed just prior to and up to six months after graduation, during three survey administration periods: August 2020-February 2021, December 2020-June 2021, and May 2021-November 2021. This is consistent with the definition used by the U.S. Department of Education in gathering education statistics for its IPEDS database.

This year's survey follows NACE standards and protocols for the Career Outcomes Rate\* to determine the career outcomes of college undergraduates.

\* The term "Career Outcomes Rate" is the percentage of graduates who have reported being engaged in a career outcome. This percentage is calculated by determining the number of respondents employed full or part-time, continuing their education, volunteer service or military service, and dividing that total by the number of students about whom we have information.

NACE standards also allow for collecting information from other sources (the graduates' LinkedIn profiles, social media, parents, employers, faculty, staff, etc.) comprising the Knowledge Rate\*\* (the percentage of the graduating class for whom an outcome is known. It includes all employment categories, service, military, continuing education plus the number of students still seeking an outcome or not seeking an outcome. It excludes those students for whom no information is available.) We also follow NACE protocols to determine the Knowledge Rate\*\* which is **47.97% for the Class of 2021**.

\*\* The term "Knowledge Rate" is the percentage of graduates for which we have reasonable, verifiable information concerning graduates' post-graduation career plans. Data can be collected from sources including graduation surveys, online surveys, telephone and email solicitations, alumni records, social media research, and input from faculty, staff, and employers.

# Contents

## 1. Career Outcomes Rate

## 2. Salary Data

## 3. Employment Data

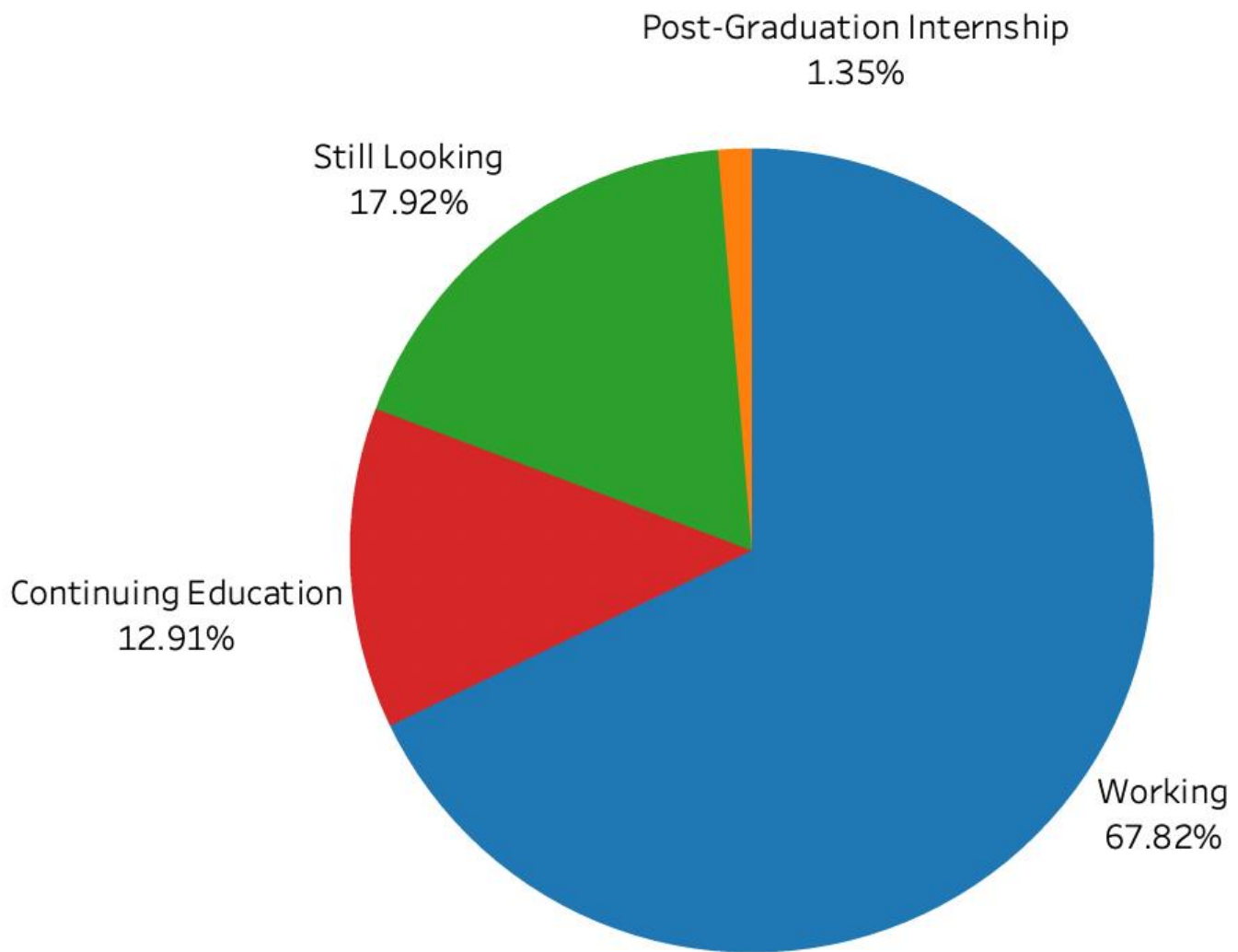
- a) Hiring Timeline
- b) Hiring by Industry
- c) Top Employers hiring Adelphi University graduates
- d) Additional Employers hiring Adelphi graduates
- e) Job Titles
- f) Career Outcomes Data by Major

## 4. Continuing Education Data

- a) Top Graduate Schools (acceptances)
- b) Advanced Degrees
- c) Fields of Study

## 5. Success Data

# 1. Career Outcomes Rate



67.82% of Adelphi graduates in the Class of 2021 reported that they were employed,  
12.91% were enrolled in continuing education six months after graduation.

17.92% Graduates reported that they were still looking for jobs.

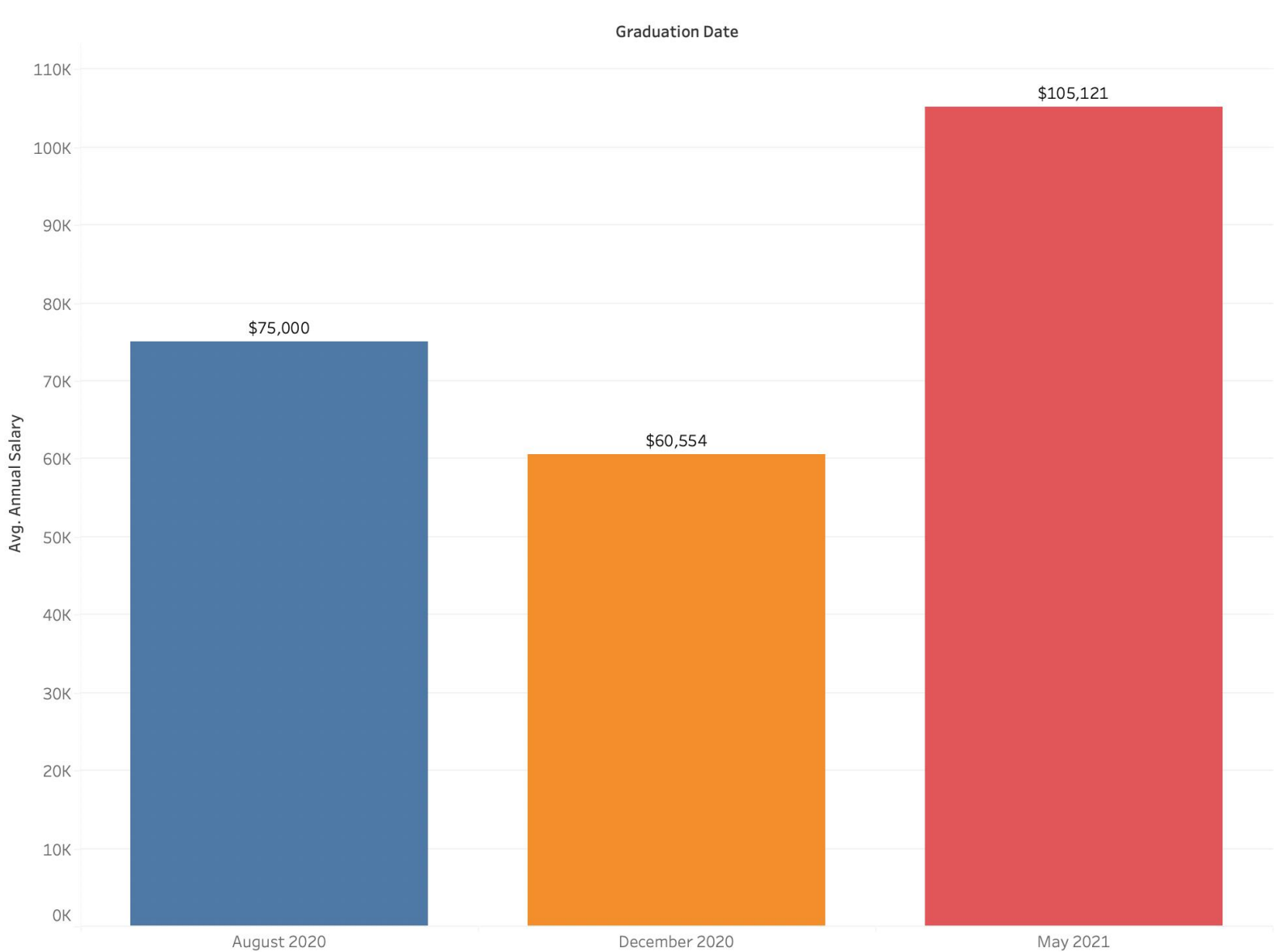
1.35% of respondents were engaged in internship/fellowship/post-graduation internship.

*\* The Career Outcomes Rate is defined by NACE as the number of graduates with known positive career outcomes (in the employment, continuing education, military service or voluntary service categories), divided by the number of students for whom an outcome is known (minus those identified as not seeking an outcome).*

*Source: National Association of Colleges and Employers (NACE)*

## 2. Salary Data

### Annual Salary for August 2020, December 2020 & May 2021



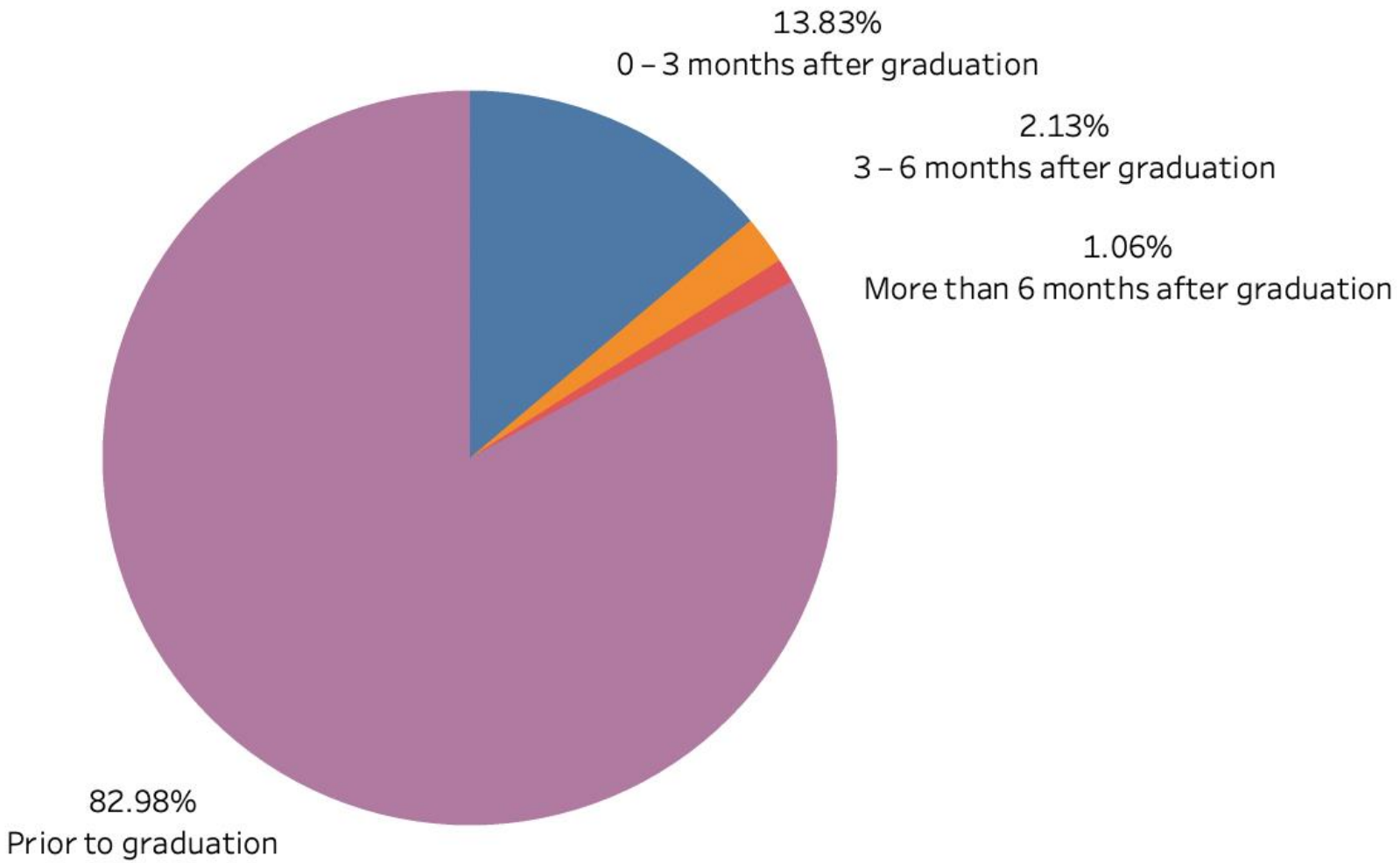
The Average Annual Salary for August 2020 is \$75,000, December 2020 is \$60,554 and for May 2021 is \$105,121, which in total gives us an average of \$80,225 for the Graduates of Year 2020-2021. This figure is higher than the previous Graduates of 2019-2020 which had an average of \$70,750.

*National Association of Colleges and Employers (NACE) First Destination Survey,  
Class of 2021*



### 3. Employment Data

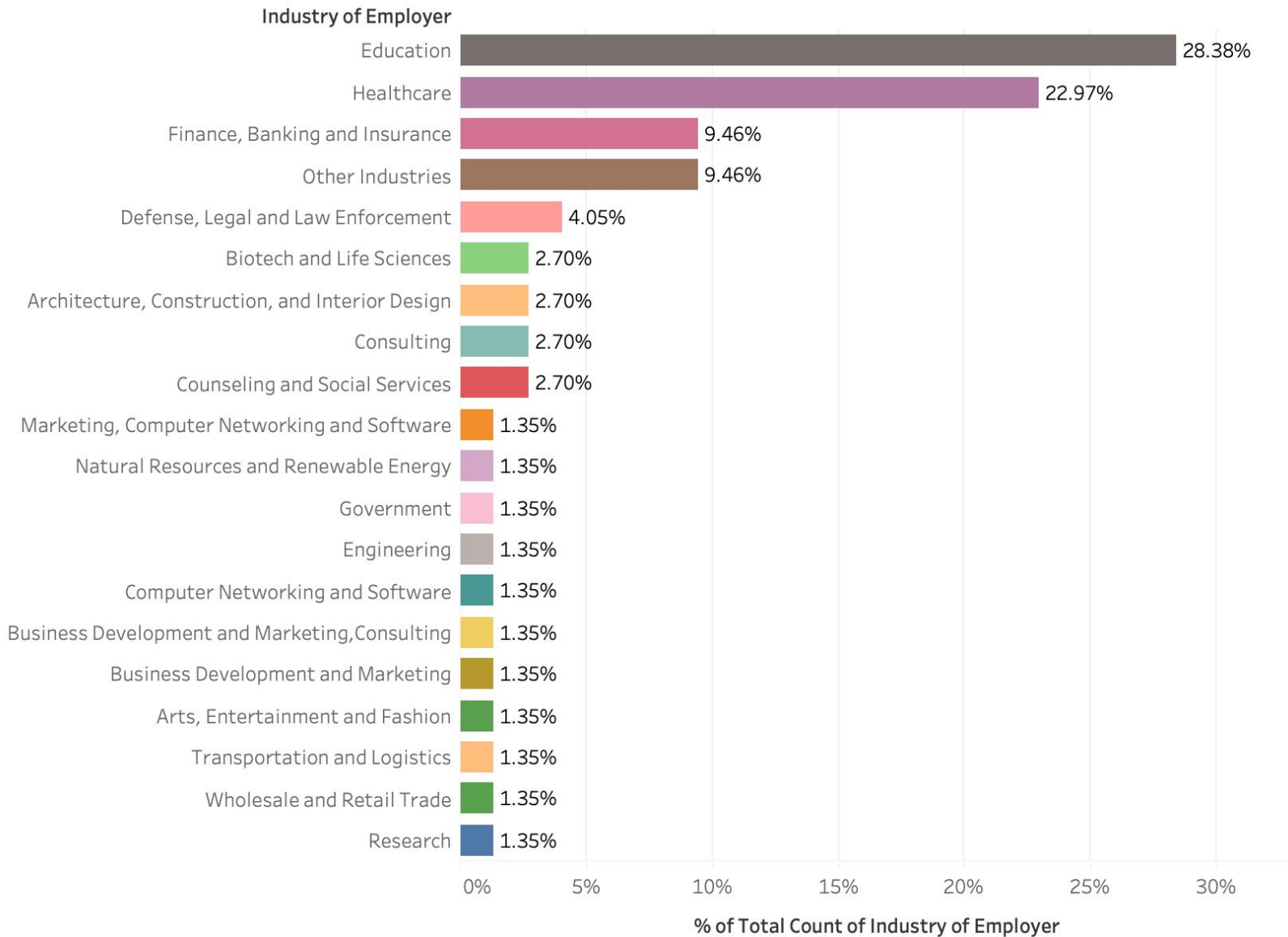
#### a. Hiring Timeline



82.98% of Class of 2020 respondents reported receiving job offers either prior to graduation, 15.96% of the graduates received offers within 0-6 months after graduation, and 1.06% of graduates received offers after 6 months of graduation.

### 3. Employment Data

#### b. Hiring by Industry



The greatest percentage of new graduates reported obtaining employment in the fields of Education with 28.38% and Healthcare with 22.97%.

### 3. Employment Data

#### c. Top Employers Hiring Adelphi University Graduates

Name of Employer/Organization

Police department city of New York

Northwell Health

New York City Department Of Education

EY

Adelphi University

Adelphi

Yeled V'Yalda

Woodhull Medical Center

Westerly Public Schools

West Hempstead School District

Weil Cornell Medicine

Valley Stream Central High School District

Turner Construction Company

The Allure Group

Supreme Judicial Services

St. Luke's Health Network

St Francis Hospital

South Shore Association for Independent Living (SAIL)

Soccer Shots Long Island West

Self Employed at Ferranti Empowerment

Racine Unified School District

Quest Diagnostics

Queens Academy High School

Pwc

PS/IS 180 - The SEEALL Academy

Prophase diagnostics



### 3. Employment Data

#### d. Additional Employers Hiring Adelphi University Graduates

---

Name of Employer/Organization
-------------------------------

Portledge School
------------------

Plainview Old-Bethpage Central School District
--

Orion Advisor Technology
--------------------------

Omni
------

NYU Langone Pediatric Associates - Mineola
--

NYU Langone Hospital - Long Island
------------------------------------

NYC Department of Education
-----------------------------

NIA IMPACT Collaboratory Research
-----------------------------------

Newbridge Arena/The Winterclub
--------------------------------

New York Presbyterian Queens
------------------------------

National Institute of Health
------------------------------

Nassau BOCES
--------------

Mr. Rooter Plumbing
---------------------

Morgan Stanley
----------------

Metro Physical and Aquatic Therapy
------------------------------------

Metro Physical & Aquatic Therapy
----------------------------------

Medysis LLC
-------------

Mazars
--------

Marks Paneth ,LLP
-------------------

M&J Engineering
-----------------

Livanova
----------

Levittown Public School District
----------------------------------

Lebenthal Financial Services, inc.
------------------------------------

Kuttin Wealth Management
--------------------------

Joann's Craft
---------------

JC. Steel
-----------

---

### 3. Employment Data

#### d. Additional Employers Hiring Adelphi University Graduates

Name of Employer/Organization	
Levittown Public School District	
Lebenthal Financial Services, inc.	
Kuttin Wealth Management	
Joann's Craft	
JC. Steel	
Independent support services	
Harrison and Star	
Hanwha Q Cell	
HACU	
Grassi and CO	
Grassi	
Global risk and investigative diligence	
General Dynamics Information Technology	
General Clinical Research Unit (GCRU) at the Boston Universit..	
Floral Park Memorial High School	
Five below	
Elisa Monte dance	
Department of Justice	
Deer Park School District	
Danube International School	
CoveCare Center	
Columbia University Department of Public Safety	
Coca-Cola United	
Carnegie Hill Endoscopy	
Canon U.S.A., Inc.	
Buffalo Public Schools	
Brookhaven National Laboratory	
Bridges to Adelphi	

### 3. Employment Data

#### d. Additional Employers Hiring Adelphi University Graduates

Bridges

Blue Ocean Wealth Solution

Battalion Christian Academy

Baker Tilly

AXIS Capital

Andersen

America SCORES NY

Amazon

Adeptus Partners

Adelphi University Office of Diversity, Equity and Inclusion

Achievement First Charter Schools

Accenture Federal Services

### 3. Employment Data

#### e. Job Titles

Position Title	
Teacher	
Tax Associate	
Substitute Teacher	
Registered Nurse	
Police officer	
Physical Therapy Aide	
Paraprofessional	
Office Assistant	
Data Analyst	
Case Manager	
Audit Associate	
Vocational Coach	
Training Manager	
SULI Intern	
Staff Auditor	
Sr. Clinical education specialist	
Sr Project Manager	
Skating Instructor	
Senior Support staff	
Senior Robert B. Willumstad School of Business Intelligence ..	
Senior Procurement Agent	
Science Teacher	
Sales Associate	
Research Assistant and Translator	
Research Assistant	
Reading Teacher	
Qualified Nutritionist	
Psychologist	
Project Manager	

### 3. Employment Data

#### e. Job Titles

Position Title
----------------

Project Liaison Intern
------------------------

Program Manager & Data Coordinator
------------------------------------

Permanent Substitute Teacher
------------------------------

PE Teacher/School Proctor
---------------------------

Patient Care Associate
------------------------

Paramedic
-----------

Operations Specialist
-----------------------

OB/GYN Residency Program Coordinator
--------------------------------------

Nurse Navigator
-----------------

NIH IRTA Research Fellow
--------------------------

Middle School Speech and Dramatics Teacher
--

Merchandise manager
---------------------

Math Teacher
--------------

Logistic Specialist
---------------------

Living Environment Teacher
----------------------------

Learning Strategist
---------------------

Lead UPK Teacher
------------------

Lead Coach
------------

Lab technician
----------------

K-8 Art Teacher
-----------------

Java Developer Associate
--------------------------

Intern
--------

Guided Reading Teacher
------------------------

Graduate Assistant
--------------------

Gi Navigator/Fellowship Coordinator
-------------------------------------

Genetic Counselor Assistant
-----------------------------

Functional Analyst
--------------------

Financial Data Analyst
------------------------



### 3. Employment Data

#### e. Job Titles

Financial Advisor

ENL Teacher K-2

Director of Informatics and Quality Improvement

Digital Content Strategist

Currently an Intern

Contract Administrator

Clinical Supervisor

Client Services Liaison

Client Service Coordinator

Client Service Associate

Classroom Teacher

Chargemaster Analyst

Certified Mental Performance Coach, CEO

Budget Analyst

Bilingual Special Education Teacher

Audit Staff

Audit Manager

Assurance Associate

Associate Director

Associate

Assistant Project Manager

Area Manager, Delivery Ops

Apprentice

Analyst

Administrative Support Assistant

Actuarial Analyst

Accessioner

### 3. Employment Data

#### e. Job Titles

Academic Coordinator at Adelphi University, Jan 2021 – Present

ACF Nursing Case Manager-RN at Americare Css Jan 2021

Actuarial Assistant, full time

Adelphi Endpoint Project Coordinator (Jan 2020 - Present)

Adelphi University Masters of Science - Environmental Science (2021-2022), Met Calf Archeolo..

Administrative Assistant at Homeside Rehab, June 2021-present/ General Manager at Carvel C..

Administrative Assistant, part time

Affiliated Physicians Sept 2021

Albany Memorial Hospital RN 2021

Analytical Chemist at Allegiate Health (Oct 2021-Present), New York Institute for Career Devel..

Area Manager, Delivery Ops at Amazon, Jun 2021 - July 2021

Art Educator at Lawrence Woodmere Academy, Feb 2021-Present

Assistant at CCM Consulting Group Inc

Assistant Coach at FAST Fundamentals Jan 2021-present/ Events Manager Adelphi University

Assistant Manager at Soul Brew Bellmore, July 2021-present/Manager at Dolce Gelateria, Aug ..

Associate Banker at JPMorgan Chase & Co., Feb. 2020 - Present

Associate Technical Account Manager at Yardi (May 2021 - present)

Audit Intern at KPMG US, June 2021

AVP of Operations at AdvantageCare Physicians (1998)

Barista at Starbucks, March 2016-present

Bartender/Server at Brixx and Barley, 2015-Present

Behavioral Health Technician at Family of Kidz. March 2021-present

Behavioral Health Technician at Proud Moments ABA (Aug 2020 - Present)

Behavioral Therapist at Family of Kidz, Jun 2021-Present

Book Seller at Barnes & Noble, Inc. Aug 2021-present

Bookkeeper, Social Media at Bhoomdat & Sugrim & Associates LLC, June 2018-present

Bookseller at Barnes & Noble, Inc, Oct 2020-2021

Branch Ambassador at Capital One, Jan. 2020 - Present

Bridal Stylist at Unbridaled, Aug 2021- Present

Capital One Branch Ambassador, August 2017 - Present

Capital One Branch Ambassador, July 2021 - Present

Cardozo School of Law

Case Assistant at Hickey Smith Dodd LLP May 2021-present

### 3. Employment Data

#### e. Job Titles

Disbursements Financial Analyst at Epiq, March 2021

Doctor of Osteopathic Medicine at Rowan University School of Osteopathic Medicine

Doctoral student, Tufts University

Early Intervention Specialist at Nassau BOCES, Sep 2021-present

Elisabeth Haub School of Law Pace University, International Human Right Law 2021-2024

Emergency Room Nurse at Northwell Health July 2021

Emergency Room Registered Nurse August 2021

Environmental Analyst at Town of Hempstead Government, May 2016-present

EY Intern, June 2021 - Aug. 2021

Financial Representative at National Financial Network, Nov. 2018 - Present

Float Rehab Nurse December 2020, Einstein Healthcare Network January 2021

GAO Tek Inc. & GAO RFID Inc. since 11/2020

General Employee at Bill's Food Center, June 2019-present

General Utility Worker at ConEdison (Jun 2019)

Georgetown University Walsh School of Foreign Service, MA Security Studies 2021-2023

Grants Accountant at Cold Spring Harbor Laboratory, Aug 2021 - Present

H582

Hollister Co. Brand Representative, March 2018 - Present

HR Recruiter at Quest Service Group LLC, March 2021 - Present

Intake Coordinator at The Center for Psychotherapy, Oct 2018-present/ Sales Lead at Aeropost..

Integrated DNA Technologies (Apr 2021)

Intern at Family Service League of Long Island, Jun 2020-Sep 2020

Intern at Mark Levine for Borough President, Jan 2021-present

Intern at Next Step Solutions NY, Aug 2020-present

J.D. Candidate at St. John's University of Law, 2021 - 2024

JD candidate at Seton Hall University School of Law,

Junior Accountant at G.R. Reid Associates, LLP,

Junior Financial Reporting Analyst at PL Developments, July 2021 - Present

Keyholder at Hollister Co. Sep 2020-present

Laboratory Technician at International Flag (May 2021)

Learning and Development Coordinator at Omnicom Health Group, Dec. 2020 - Present

LI profile says grad'd AU 2019. Now a Clinical Nurse since 11/2020

Long Term Substitute Teacher at U.S. Department of Education, Oct 2020-present/ Front Desk ..

### 3. Employment Data

#### f. Career Outcomes Data, by Major & School

#### College of Arts and Sciences

Main Major	Working	Continuing Education	Career Outcomes Rate	Still Looking
Biology	14.29%	50%	64.29%	35.71%
Computer Science	40.00%	0%	40.00%	60.00%
Mathematics	0%	100.00%	100.00%	0%
Environmental Science	50.00%	25.00%	75.00%	25.00%
Exercise Science	66.67%	33.33%	100.00%	66.67%
Dance	33.33%	0%	33.33%	66.67%
Criminal Justice	0%	66.67%	66.67%	33.33%
Communications	33.33%	0%	33.33%	66.67%
International Relations	0%	50.00%	50.00%	50.00%
History	50.00%	50.00%	100.00%	0%
English Literature	0%	50.00%	50.00%	50.00%
Chemistry	0%	50.00%	50.00%	50.00%
Biochemistry	0%	100%	100.00%	0%
Software Eng. & Information Security	0%	0%	0.00%	100%
Political Science & Philosophy, Economics	0%	100%	100.00%	0%
Graphic Design	0%	0%	0.00%	100%
Game and Interactive Media Design	0%	0%	0.00%	100%

<b>Main Major</b>	<b>Working</b>	<b>Continuing Education</b>	<b>Career Outcomes Rate</b>	<b>Still Looking</b>
English Creative Writing	0%	100%	100.00%	0%
English Secondary Education	100%	0%	100.00%	0%
Emergency Services	100%	0%	100.00%	0%
Creative Writing Poetry	0%	0%	0.00%	100%
Computer Science track in Software Engineering	0%	0%	0.00%	100%
Computer Management Information Systems	100%	0%	100.00%	0%
Communication in Digital Production	0%	0%	0.00%	100%
Digital Production & Cinema Studies	0%	0%	0.00%	100%
Art & Design Education	0%	0%	0.00%	100%
Neuroscience	0%	100%	100.00%	0%
Spanish	0%	100%	100.00%	0%
Physics	0%	0%	0.00%	100%
Anthropology & Spanish	100%	0%	100.00%	0%

*The Career Outcomes Rate is defined by NACE as the number of graduates with known positive career outcomes (in the employment, continuing education, service, or military service categories), divided by the number of students for whom an outcome is known (minus those identified as not seeking an outcome) who reported working and/or volunteering.*

*Source: National Association of Colleges and Employers (NACE)*



# Ruth S. Ammon College of Education and Health Sciences

Main Major	Working	Continuing Education	Career Outcomes Rate	Still Looking
Exercise Science	25.00%	50.00%	75.00%	25.00%
Communication Sciences & Disorders	0.00%	100.00%	100.00%	0.00%
Literacy in Education	100.00%	0.00%	100.00%	0.00%
GATE Physical Education	100.00%	0.00%	100.00%	0.00%
BS in Psychology	0.00%	0.00%	0.00%	100.00%
Bilingual Special Education	100.00%	0.00%	100.00%	0.00%
Adolescent Mathematics Education	100.00%	0.00%	100.00%	0.00%

*The Career Outcomes Rate is defined by NACE as the number of graduates with known positive career outcomes (in the employment, continuing education, service, or military service categories), divided by the number of students for whom an outcome is known (minus those identified as not seeking an outcome) who reported working and/or volunteering.*

*Source: National Association of Colleges and Employers (NACE)*

# College of Nursing and Public Health

Main Major	Working	Continuing Education	Career Outcomes Rate	Still Looking
Healthcare Informatics	62.50%	25%	87.50%	100.00%
Nursing & Public Health	28.57%	71.43%	100%	0.00%
Adult Geriatric Advanced Nursing	50.00%	50.00%	100%	0.00%
Accelerated BS in Public Health	0.00%	100.00%	100%	25.00%

*The Career Outcomes Rate is defined by NACE as the number of graduates with known positive career outcomes (in the employment, continuing education, service, or military service categories), divided by the number of students for whom an outcome is known (minus those identified as not seeking an outcome) who reported working and/or volunteering.*

*Source: National Association of Colleges and Employers (NACE)*

# Gordon F. Derner School of Psychology

Main Major	Working	Continuing Education	Career Outcomes Rate	Still Looking
General Psychology	80.00%	100.00%	100.00%	0.00%
Bachelor of Art in Psychology	0.00%	0.00%	0.00%	100%
Clinical Psychology	20.00%	0.00%	20.00%	0.00%

*The Career Outcomes Rate is defined by NACE as the number of graduates with known positive career outcomes (in the employment, continuing education, service, or military service categories), divided by the number of students for whom an outcome is known (minus those identified as not seeking an outcome) who reported working and/or volunteering.*

*Source: National Association of Colleges and Employers (NACE)*

# School of Social Work

Main Major	Working	Continuing Education	Career Outcomes Rate	Still Looking
Human Service	100.00%	0.00%	100.00%	0.00%

*The Career Outcomes Rate is defined by NACE as the number of graduates with known positive career outcomes (in the employment, continuing education, service, or military service categories), divided by the number of students for whom an outcome is known (minus those identified as not seeking an outcome) who reported working and/or volunteering.*

*Source: National Association of Colleges and Employers (NACE)*

# Robert B. Willumstad School of Business

Main Major	Working	Continuing Education	Career Outcomes Rate	Still Looking
Accounting	52.38%	38.10%	90.48%	9.52%
Finance	37.50%	12.50%	50%	50%
Marketing	20%	30%	50%	50%
Management	40%	40%	80%	20%
Economics	66.67%	33.33%	100%	0.00%
Finance & Management	0.00%	0.00%	0.00%	100%

*The Career Outcomes Rate is defined by NACE as the number of graduates with known positive career outcomes (in the employment, continuing education, service, or military service categories), divided by the number of students for whom an outcome is known (minus those identified as not seeking an outcome) who reported working and/or volunteering. Source: National Association of Colleges and Employers (NACE)*



# College of Professional and Continuing Studies

Main Major	Working	Continuing Education	Career Outcomes Rate	Still Looking
Emergency Service Administrator	100%	0.00%	100%	0.00%
Emergency Management	100%	0.00%	100%	0.00%

*The Career Outcomes Rate is defined by NACE as the number of graduates with known positive career outcomes (in the employment, continuing education, service, or military service categories), divided by the number of students for whom an outcome is known (minus those identified as not seeking an outcome) who reported working and/or volunteering. Source: National Association of Colleges and Employers (NACE)*

## 4. Continuing Education

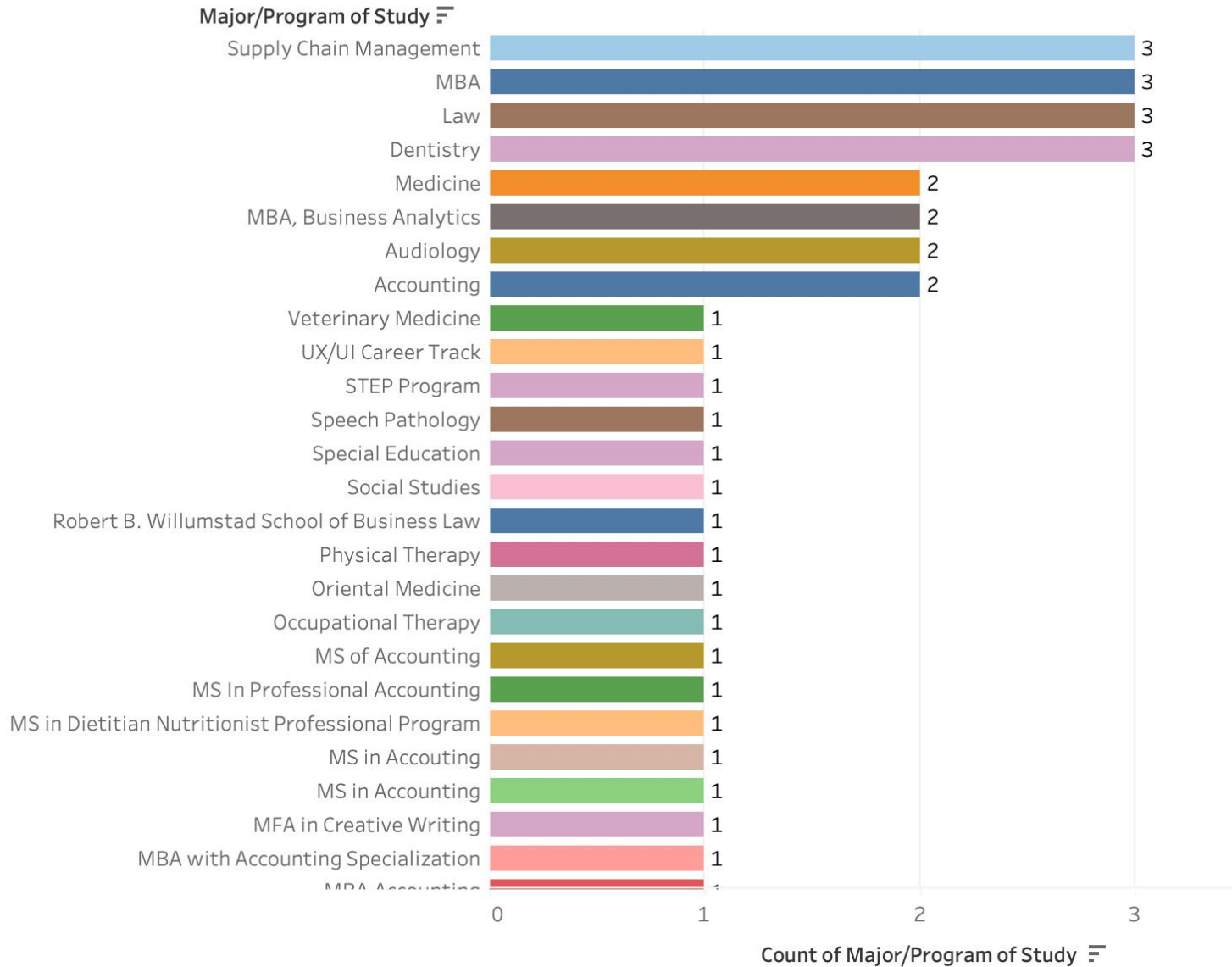
### a. Top Graduate Schools (acceptances)

University Name	
Adelphi University	25
Undecided	2
Stony Brook University	2
New York University College of Dentistry	2
New York University	2
Hofstra University	2
Virginia Tech	1
Unknown at the moment	1
University of Richmond	1
Trinity University	1
TBD	1
Seton Hall University School of Law	1
Phillips School of Nursing at Mount Siani	1
Philadelphia College of Osteopathic Medicine	1
Old Westbury, or Brockport	1
NYIT	1
New York Law School	1
New York College of Health Professionals	1
Molloy	1
Massachusetts College of Pharmacy and He..	1
Long Island University Post	1
LECOM School of Dental Medicine	1
LECOM	1
Lake Erie College of Osteopathic Medicine	1
Fairleigh Dickinson University	1
Cornell Law School	1
Brown University	1
Baruch College	1

## 4. Continuing Education

### b. Advanced Degrees

Degrees Pursued (All)

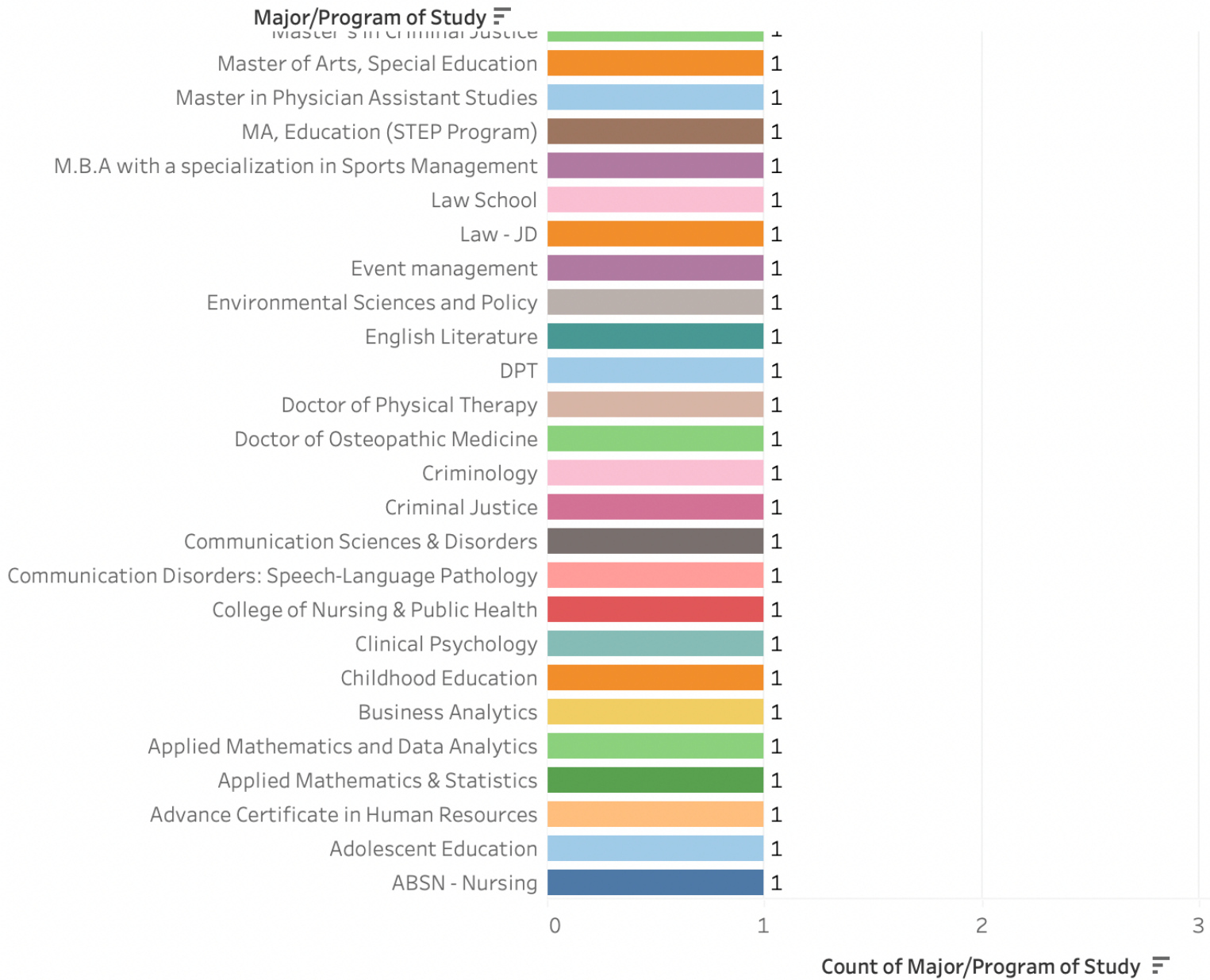


Of all the Advanced Degrees pursued by Adelphi University Graduates after their graduation, most students applied for a Social Work and MBA degree.

## 4. Continuing Education

### b. Advanced Degrees

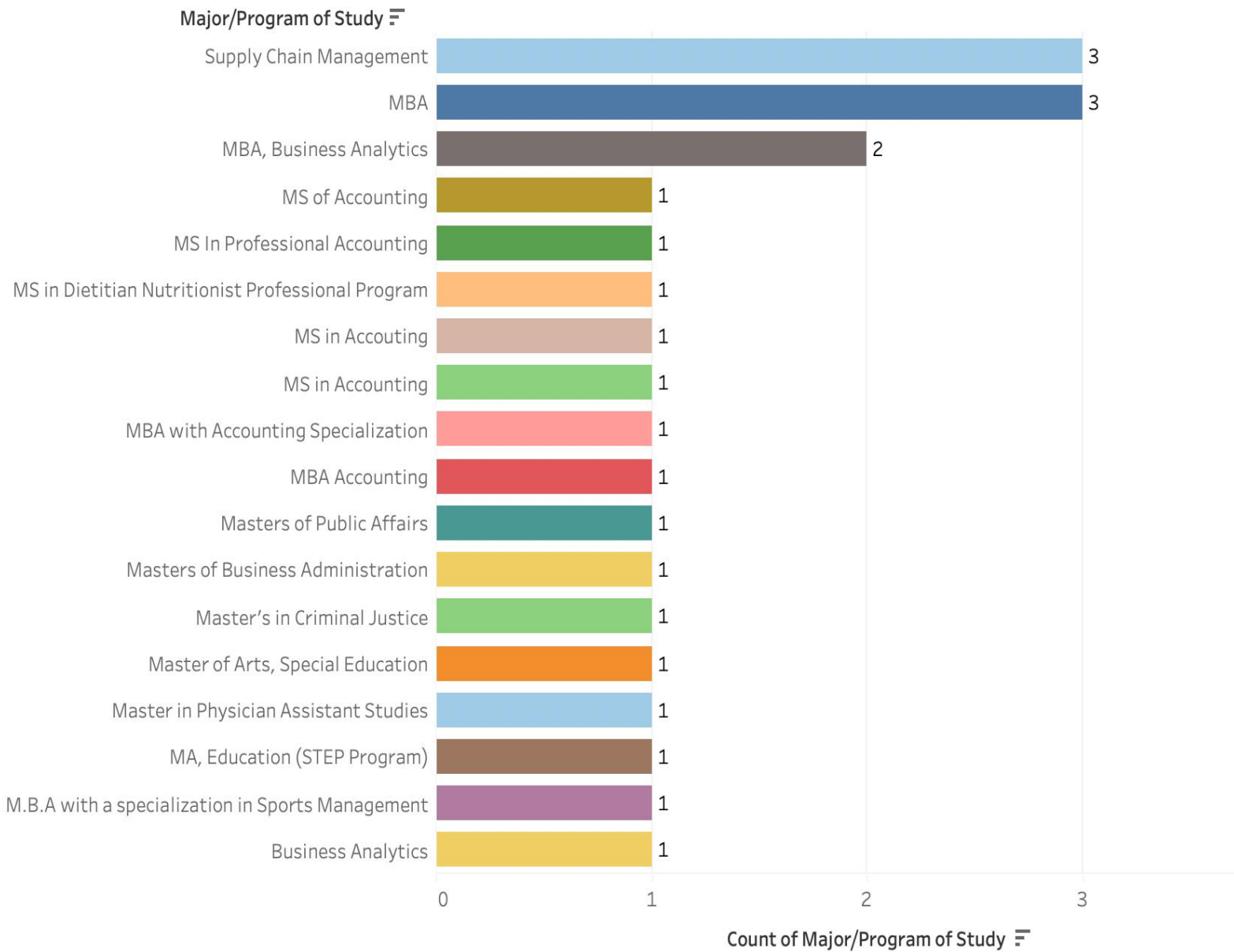
#### Degrees Pursued (All)



## 4. Continuing Education

### b. Advanced Degrees

#### Degrees Pursued Master's



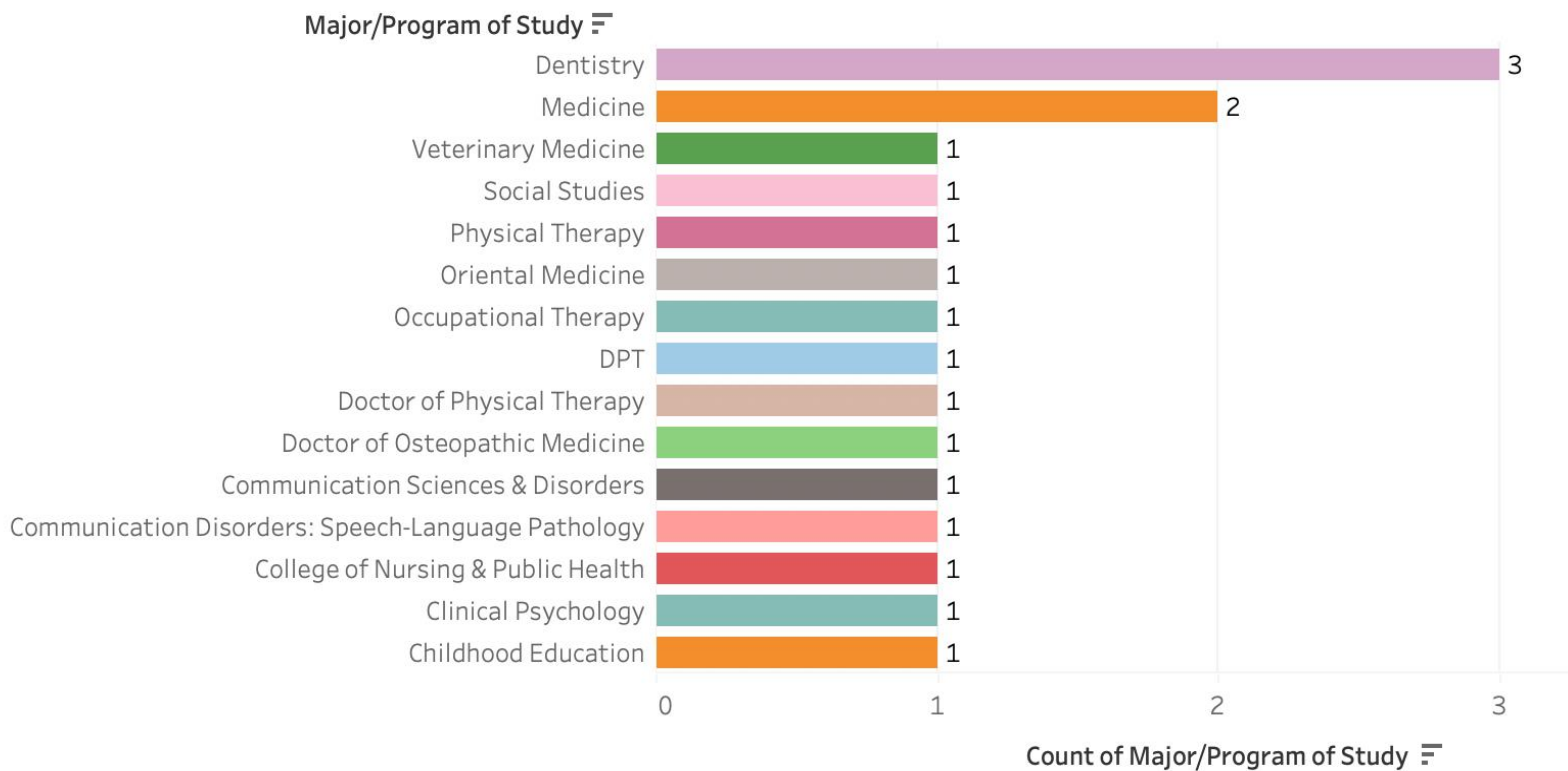
Of all the Adelphi University Graduates, those who applied for a master's degree in different disciplines, the highest numbers were for MBA, Supply Chain Management, MS in Accounting and MS in Business Analytics.



## 4. Continuing Education

### c. Fields of Study for Advanced Degrees

#### Degrees Pursued Doctrate

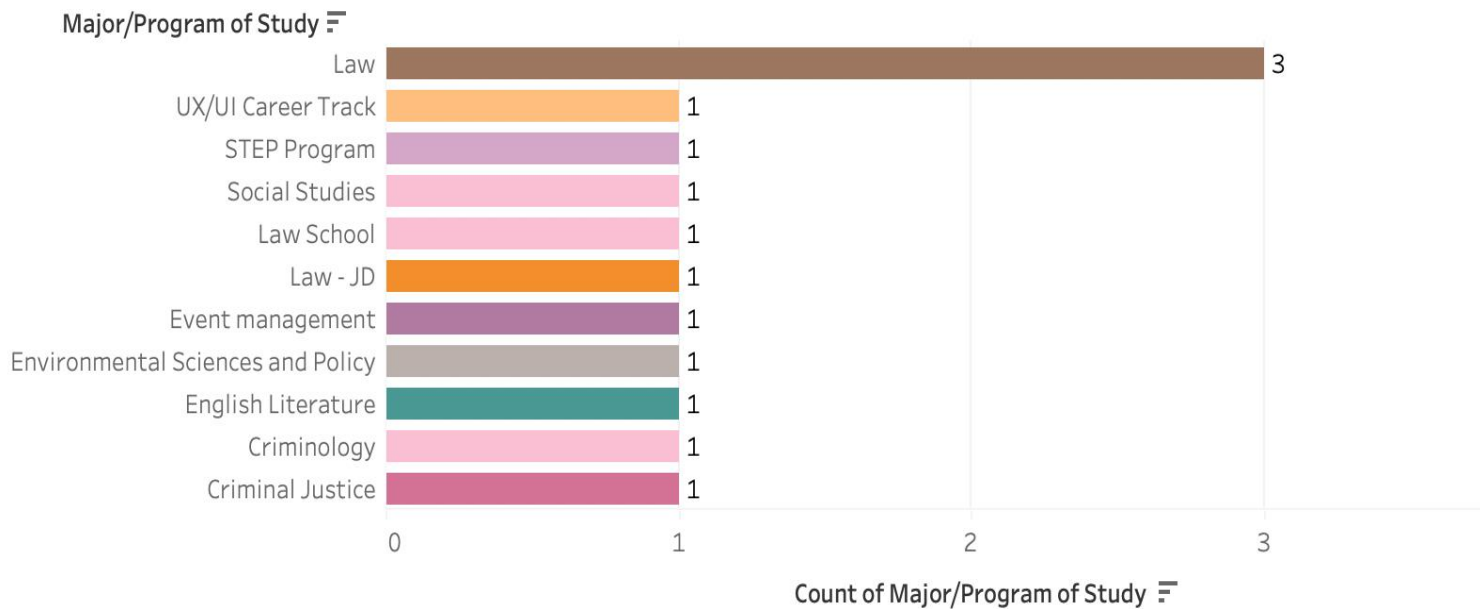


Of all the Adelphi University Graduates who applied for an Advanced Degree in Doctorate, most students applied for Dentistry Medicine and Veterinary Medicine.

## 4. Continuing Education

### c. Fields of Study for Advanced Degrees

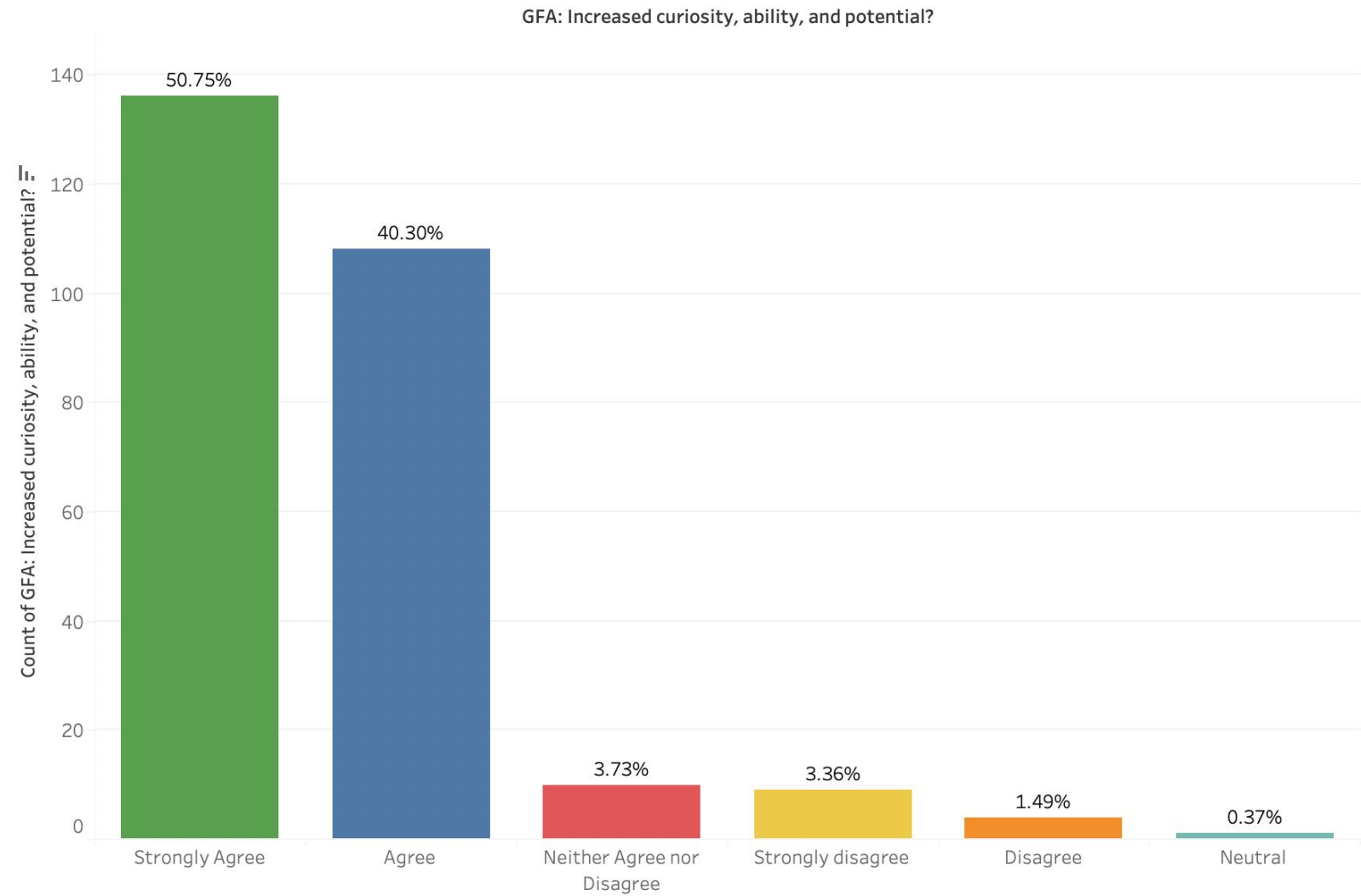
#### Degrees Pursued Others



Of all the Adelphi University Graduates who applied for an Advanced Degree, a range of students pursued Law and UX/UI Career.

# 5. Success Data

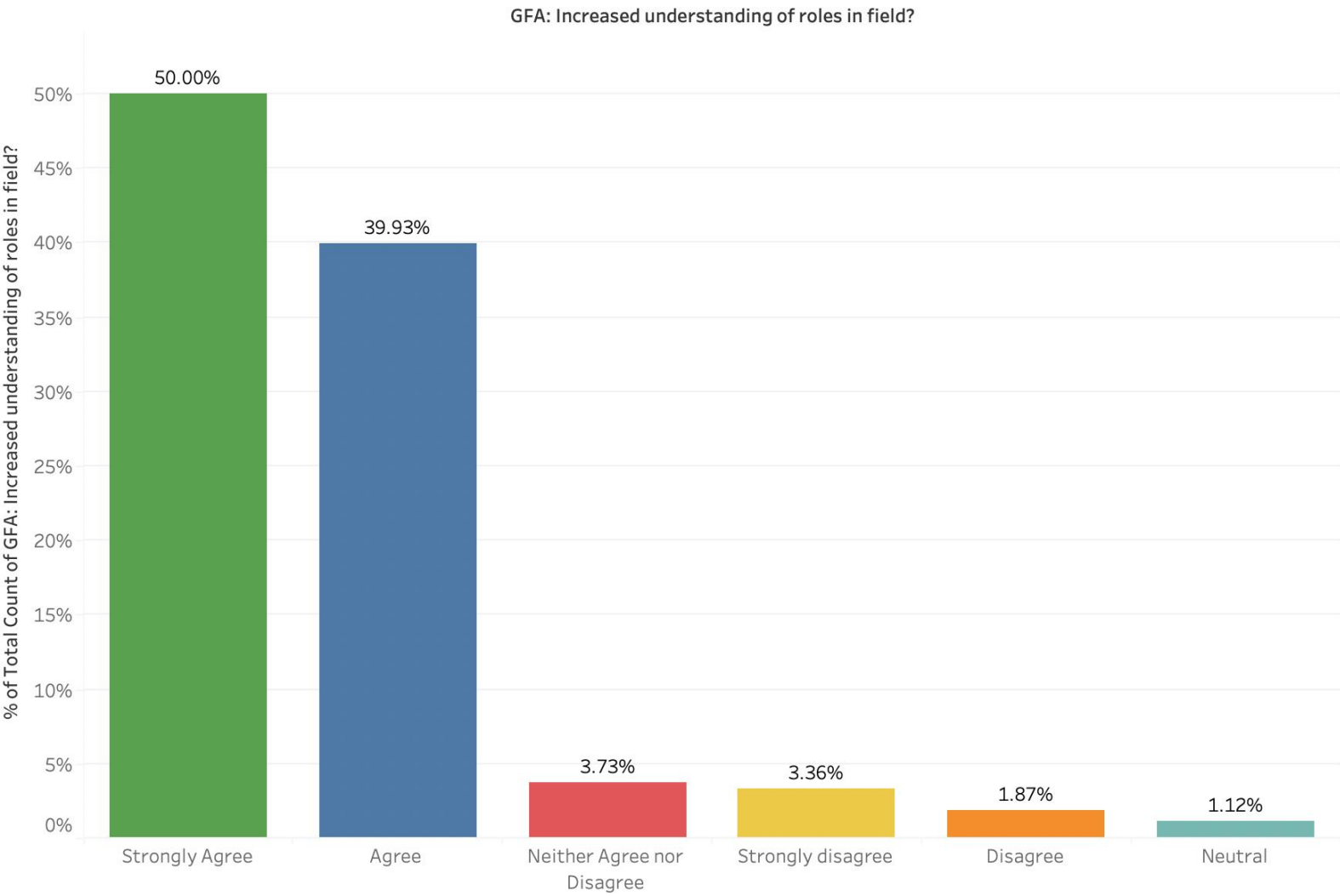
## Success Data I: *Intellectual curiosity*



50.75% of Graduates Strongly Agree that graduating from Adelphi University increased his or her intellectual ability and potential as a curious, successful person.

# 5. Success Data

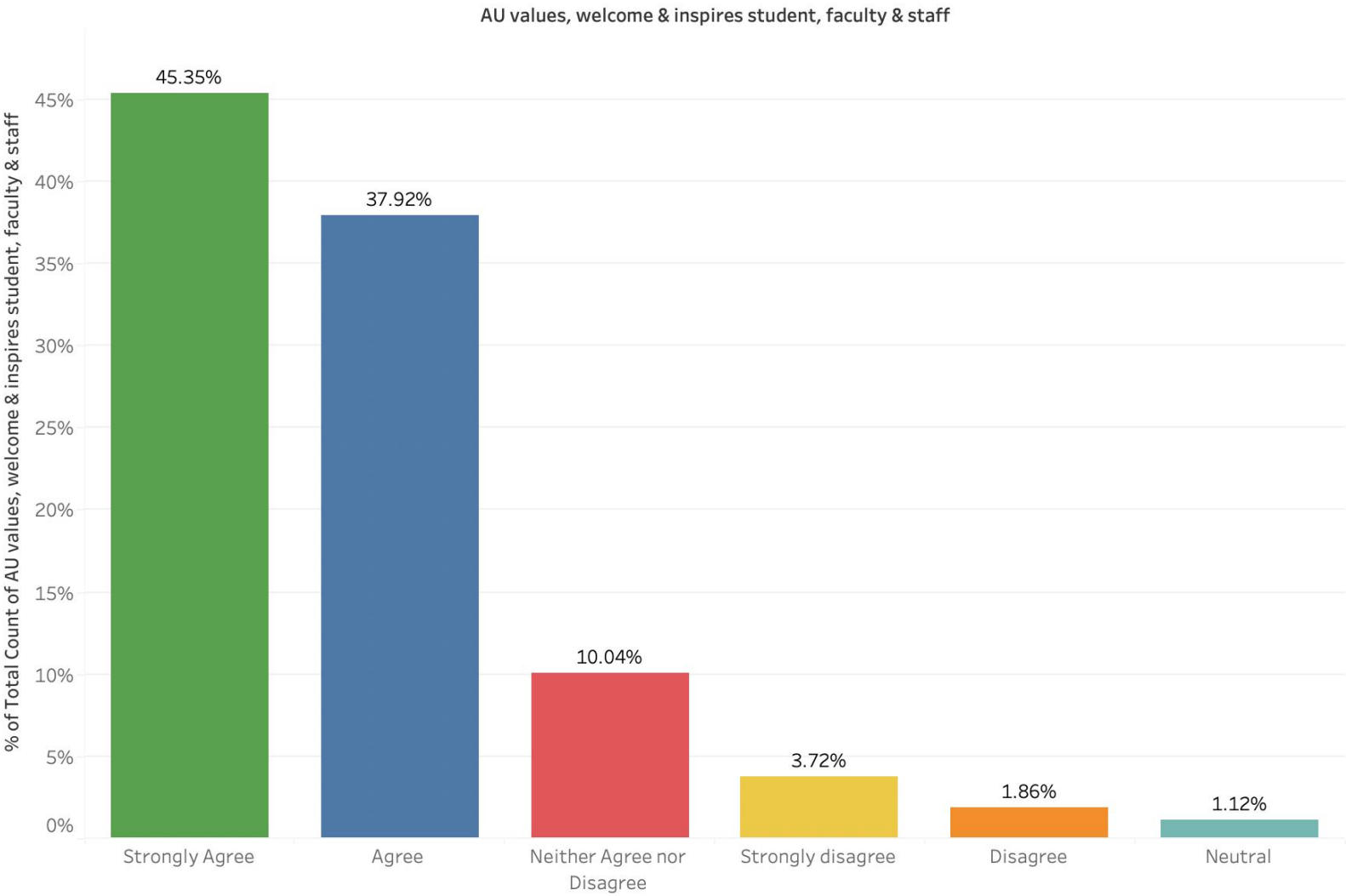
## Success Data II: *Understanding of profession*



50.00% of Graduates agree or strongly agree that graduating from Adelphi University increased their understanding related to the roles of professionals in their field.

# 5. Success Data

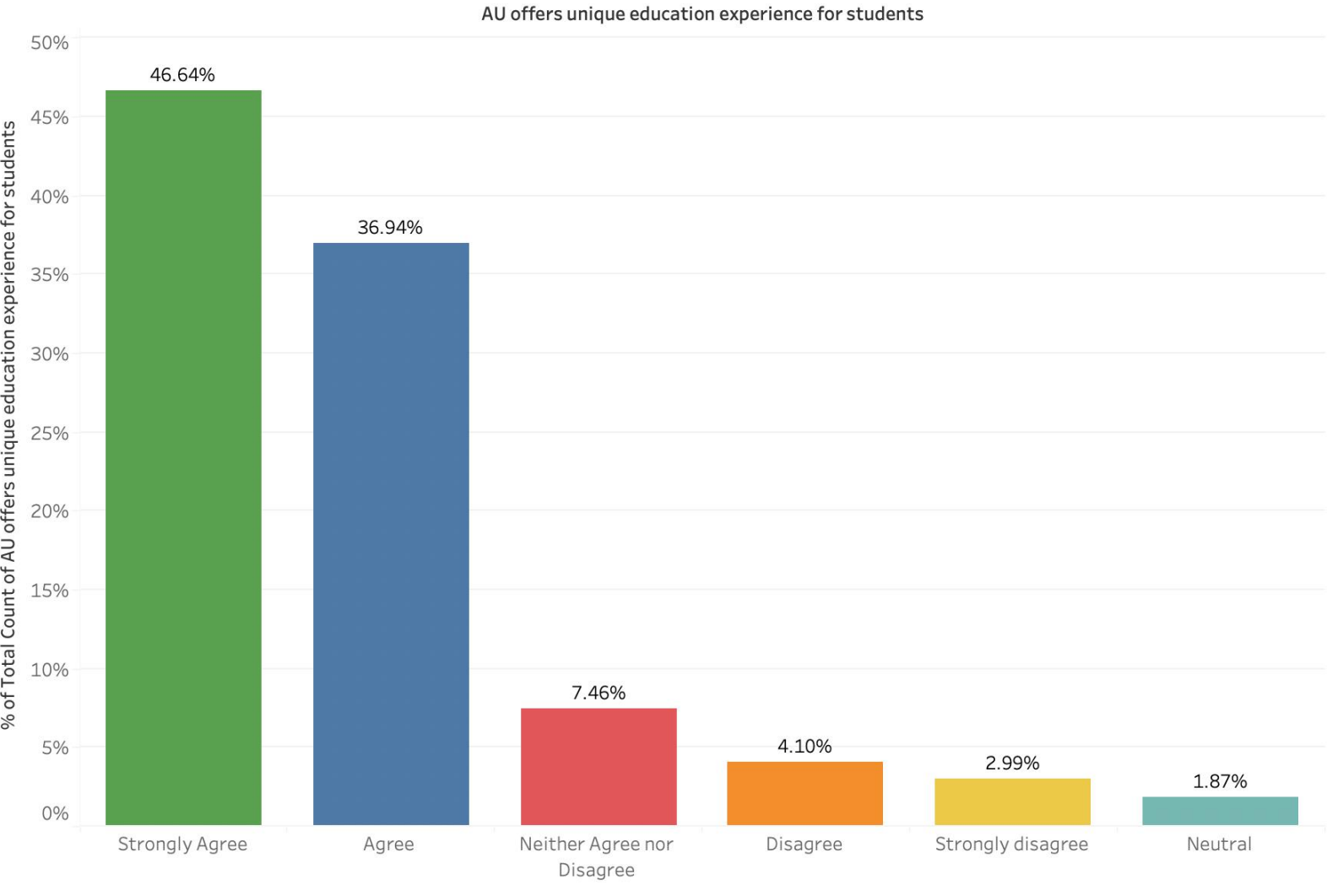
## Success Data III: *Inclusion*



45.35% of respondents reported that Adelphi University values, welcomes, and inspires every individual.

# 5. Success Data

## Success Data IV: Unique Educational Experience



46.64% of graduates strongly agree that Adelphi University offers intellectual rigor, plus talented faculty and staff who create a unique educational experience for students.