



GRADUATE CLASS OF 2021 CAREER OUTCOMES SURVEY REPORT

**The Center for Career and Professional Development
at Adelphi University**

Prepared by: Thomas J. Ward, Jr., Elaine Boylan and Pooja Choudhary

Methodology

The Center for Career and Professional Development at Adelphi University annually surveys graduating students to ascertain their employment status or plans for continuing education, as well as to acquire insights into hiring trends. Our survey aligns with the National Association of Colleges and Employers (NACE) First Destination Survey to track the progress of new college graduates as they enter the job market.

Each graduating class is made up of students who graduate from July 1 through June 30; thus, the Class of 2021 is comprised of students who graduated from July 1, 2020 through June 30, 2021. This report examines the career outcomes of **460 graduates** who earned their Adelphi degree in August 2020, December 2020, or May 2021.

Students were surveyed just prior to and up to six months after graduation, during three survey administration periods: August 2020-February 2021, December 2020-June 2021, and May 2021-November 2021. This is consistent with the definition used by the U.S. Department of Education in gathering education statistics for its IPEDS database.

This year's survey follows NACE standards and protocols for the Career Outcomes Rate* to determine the career outcomes of college undergraduates.

* The term "Career Outcomes Rate" is the percentage of graduates who have reported being engaged in a career outcome. This percentage is calculated by determining the number of respondents employed full or part-time, continuing their education, volunteer service or military service, and dividing that total by the number of students about whom we have information.

NACE standards also allow for collecting information from other sources (the graduates' LinkedIn profiles, social media, parents, employers, faculty, staff, etc.) comprising the Knowledge Rate** (the percentage of the graduating class for whom an outcome is known. It includes all employment categories, service, military, continuing education plus the number of students still seeking an outcome or not seeking an outcome. It excludes those students for whom no information is available.) We also follow NACE protocols to determine the Knowledge Rate** which is **33.55% for the Class of 2021**.

** The term "Knowledge Rate" is the percentage of graduates for which we have reasonable, verifiable information concerning graduates' post-graduation career plans. Data can be collected from sources including graduation surveys, online surveys, telephone and email solicitations, alumni records, social media research, and input from faculty, staff, and employers.

Contents

1. Career Outcomes Rate

2. Salary Data

3. Employment Data

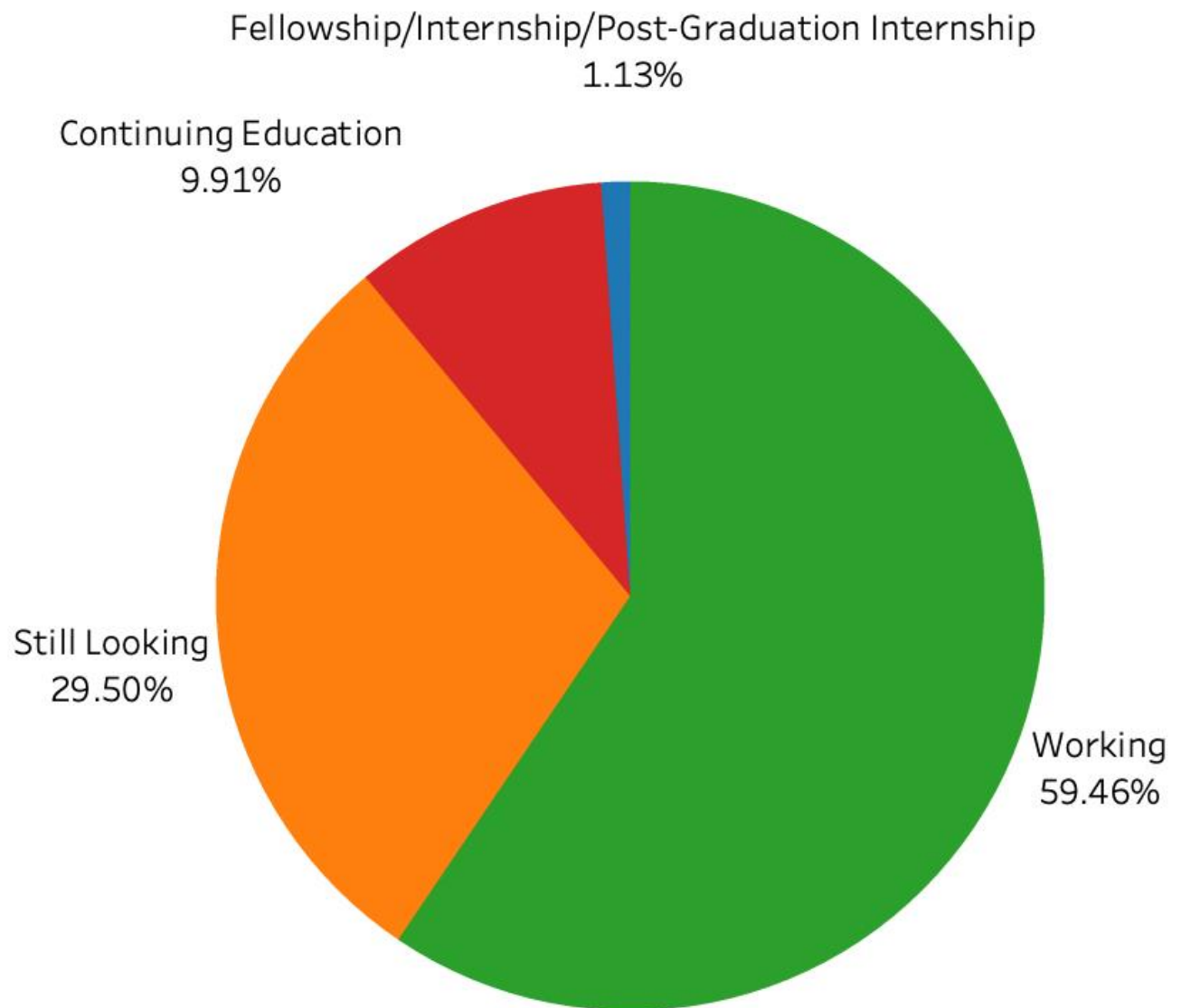
- a) Hiring Timeline
- b) Hiring by Industry
- c) Top Employers hiring Adelphi University graduates
- d) Additional Employers hiring Adelphi graduates
- e) Job Titles
- f) Career Outcomes Data by Major

4. Continuing Education Data

- a) Top Graduate Schools (acceptances)
- b) Advanced Degrees
- c) Fields of Study

5. Success Data

1. Career Outcomes Rate



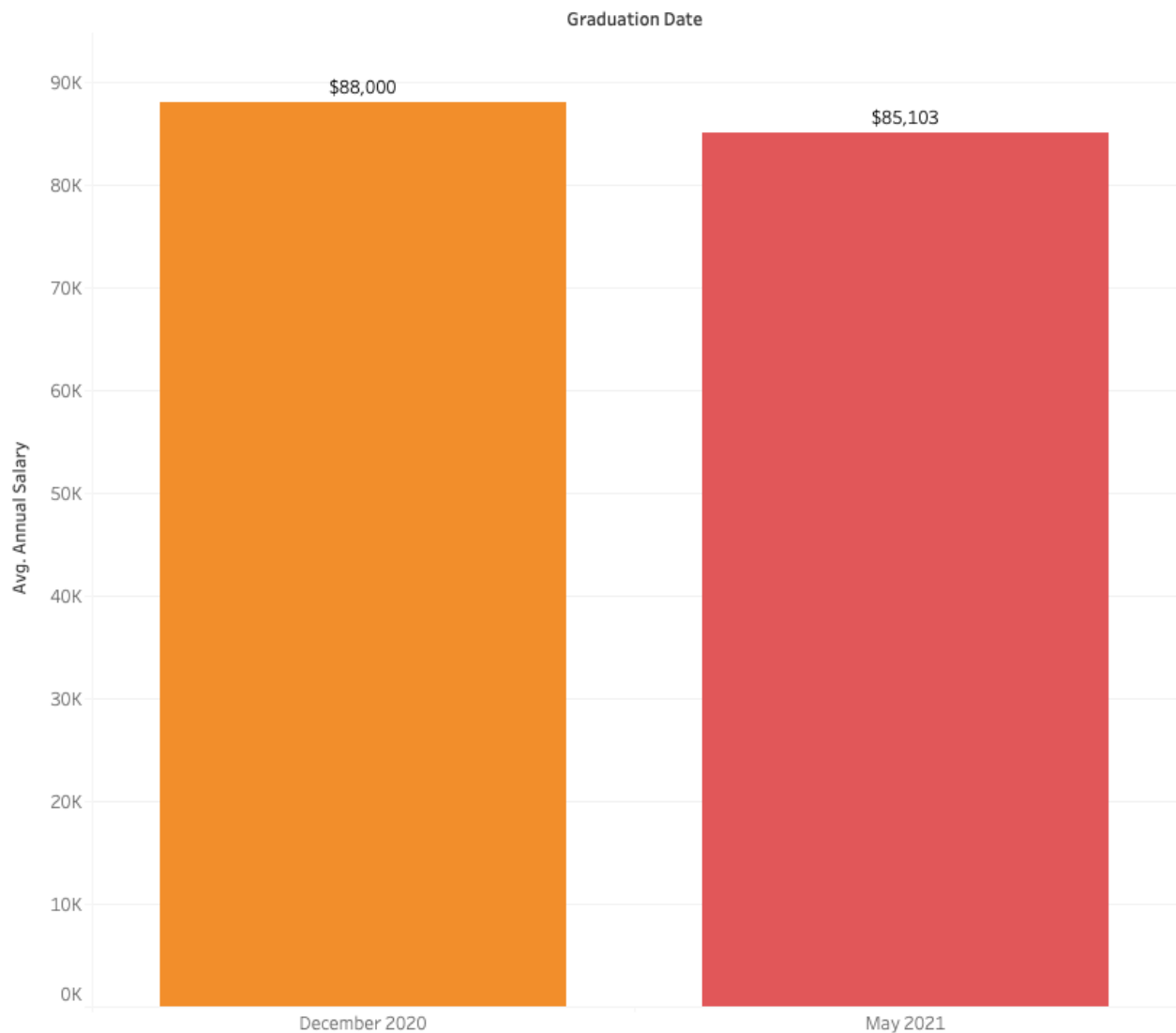
59.46% of Adelphi graduates in the Class of 2021 were employed, 18.07% were enrolled in continuing education six months after graduation. 29.50% Graduates reported that they were still looking for jobs and 1.13% of the graduates were engaged in Fellowship/Post-Graduation Internship.

** The Career Outcomes Rate is defined by NACE as the number of graduates with known positive career outcomes (in the employment, continuing education, military service, or voluntary service categories), divided by the number of students for whom an outcome is known (Minus those identified as not seeking an outcome).*

Source: National Association of Colleges and Employers (NACE)

2. Salary Data

Annual Salary for December 2020 & May 2021

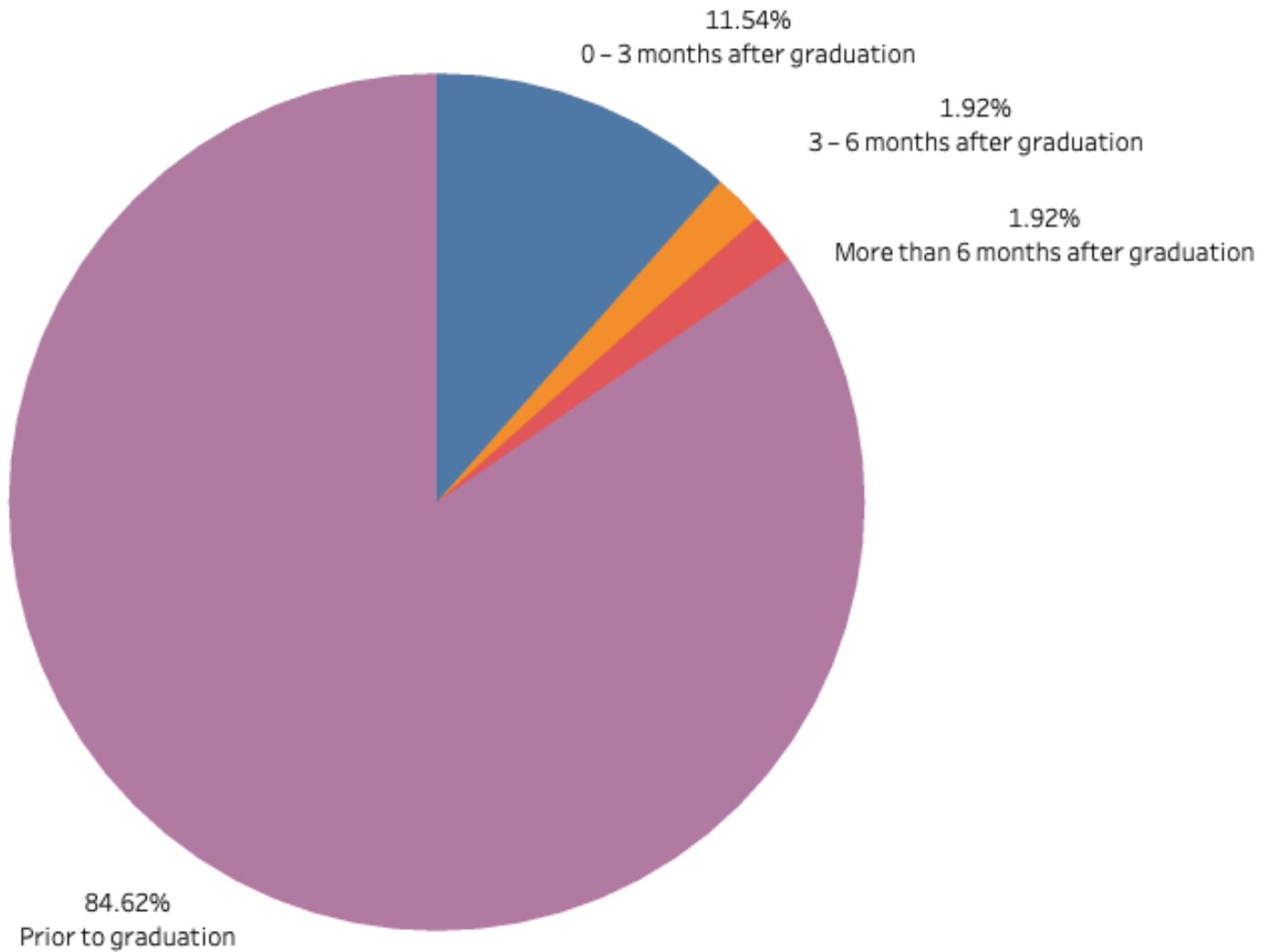


The Average Annual Salary for December 2020 is \$88,000 and for May 2021 is \$85,103, which in total gives us an average of \$86,551 for the Graduates of Year 2020-2021. This figure is higher than the previous Graduates of 2019-2020 which had an average of \$70,750.

*National Association of Colleges and Employers (NACE) First Destination Survey,
Class of 2021*

3. Employment Data

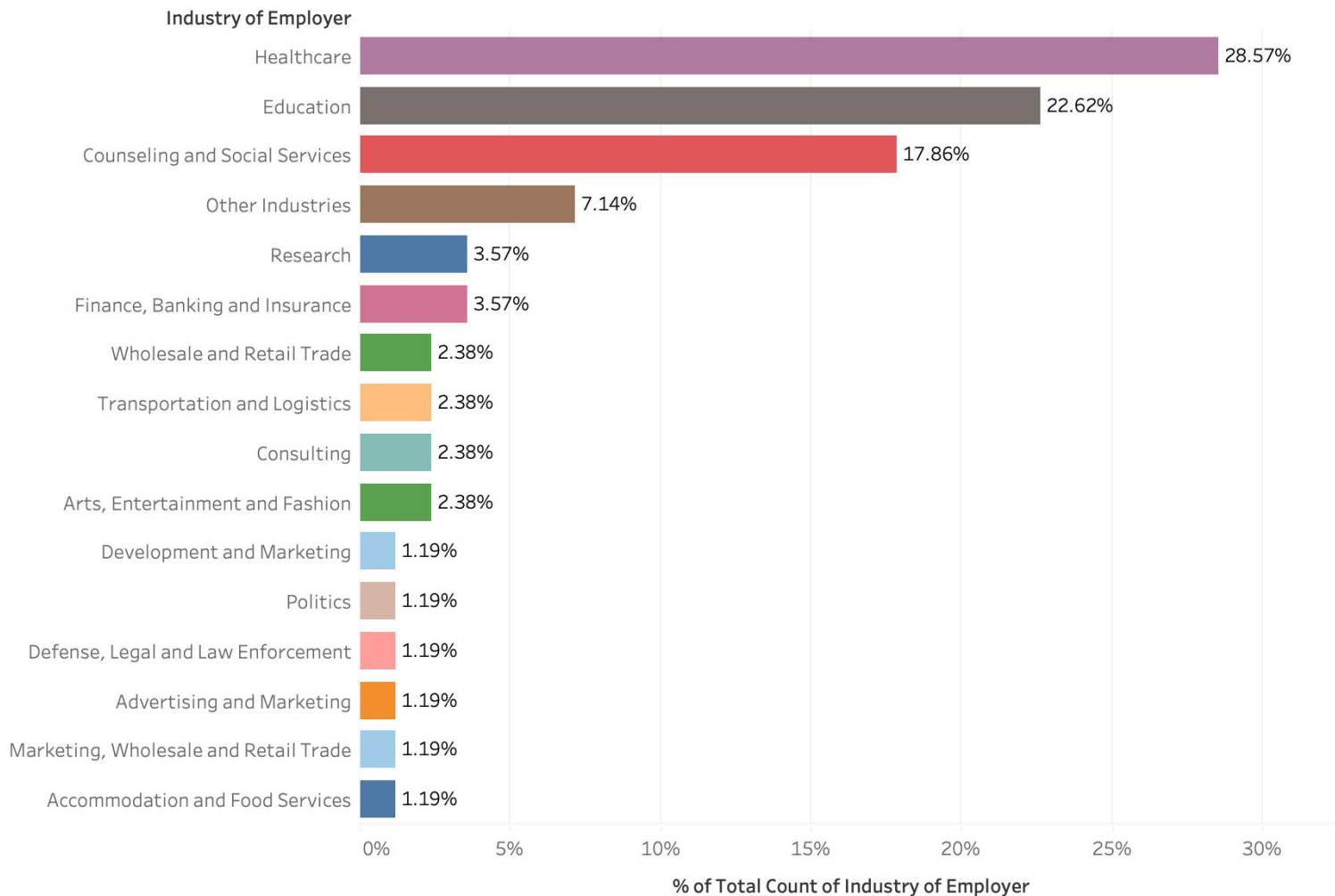
a. Hiring Timeline



84.62% of class of 2021 respondents reported receiving job offers either prior to graduation, 13.46% of the graduates received offers within 0-6 months after graduation, and 1.92% of graduates received offers after 6 months after graduation

3. Employment Data

b. Hiring by Industry



The greatest percentage of new graduates reported obtaining employment in the fields of 'Healthcare' with 28.57% and 'Education' with 22.62%.

3. Employment Data

d. Additional Employers Hiring Adelphi University Graduates

Name of Employer/Organization

Adelphi University

Adidas

Administration for Children's Services

Advanced

Akin Gump Strauss Hauer & Feld LLP

alba wheels up

Amazon.com Services LLC

Apcom Foundation

Archdiocese of New York/Partnership for Inner City Education

Aura Health Solutions

Bayport/Blue Point High School

Bethpage school district

Blossoming Cherry Mental Health Counseling

Board of Education

Bridges to Adelphi

Broadway Green Alliance

Brookhaven National Laboratory

Brooklyn Methodist Hospital New York Presbyterian

CH Global Capital

Chai urgent care

Citi Bank

CLC

Columbia Psychiatry/NYS Psychiatric Institute

Con Edison

Con Edison Company of NY

Cornerstone Family Healthcare

Delightfully Sweet

DeMarco & Nesi CPA LLC

3. Employment Data

d. Additional Employers Hiring Adelphi University Graduates

Name of Employer/Organization
Department of Education
Dutchess County Family Services Inc.
EMUFSD
Family and Children's Association
Family and Children's Association
Flexport
Gear Up
Geico
Good Sam hospital
Grewal Orthopedic & Spine Care
Harbor Child care
Harborfields Central School District
Hewlett Station Yogurt
Homes for the Homeless
Horizons Counseling and Education Center
Huntington hospital
Janover LLC
JCCA
Kasual Krookz CEO
Life's WORC
LMI
Long Island Coalition for the Homeless
Longwood Central School District
Memorial Sloan Kettering Cancer Center
Mineola Union Free School district

3. Employment Data

d. Additional Employers Hiring Adelphi University Graduates

Name of Employer/Organization

National Publications

New Horizon Counseling Center

New York City Health and Hospitals Corporation

New York Presbyterian Hospital

NHR

Nielsen

North Shore Child and Family Guidance Center

Northwell Health (LIJVS)

NYU Langone Hospital - Long Island

NYU Winthrop Hospital

Omnicom Health Group

Our Little Angels Corp

Parker Jewish Institute

Sacred Heart Academy

Saint Francis Hospital

Seery Systems Group

Self Help Community Services

Simmons Point Group of Janney Montgomery Scott LLC

Smith and associates

St.Francis Hospital

Stony Brook Medicine

Syneos Health Inc.

Syosset Central School System

The Child Center of NY

The Laurel Hill School

The Retreat

Toto USA

TSLI/HHB

Unified Womens Healthcare

Variety Child Learning Center

Volusia County Schools

Walgreens Pharmacy

World Courier

3. Employment Data

e. Job Titles Held by Adelphi University Graduates

Position Title
Registered nurse
Nursing Assistant
Case Manager
Teacher
Supervisor
RN
Youth Coach
WIC Nutritionist
Vice President
Tutor
Therapist
Teaching and research Nurse
Teacher Assistant
Tax Intern
Substitute Teacher
Student worker
Student nurse
Street Outreach Specialist
Sr. Director of Engineering & Facilities
Social service supervisor
Simulation Technologist
Senior Engagement Specialist
Senior District Sales Manager
Senior Applications Software Engineer
Senior Analyst
SDR
School Social Worker
Sales Manager

3. Employment Data

e. Job Titles Held by Adelphi University Graduates

Position Title
Sales Associate
Sales
Revenue Cycle Manager
Respite worker
Register
QA Supervisor
Program Coordinator
Private Client Assistant
Practice Group Coordinator
Physician
Physical Education Permanent Substitute
Pharmacy Technician
Permanent Building Sub
Per Diem Substitute
PE Director
PCA
Patient Care Associate
Paraprofessional
OASAS Quality Analyst
Nursing student
Nurse Assistant
National Institute of Mental Health T32 fellow
Medical assistant
Media Specialist
Math Teacher
Manager

3. Employment Data

e. Job Titles Held by Adelphi University Graduates

Position Title

Manager

Management Development Program

Leave Replacement Art Teacher

Learning Strategist

Learning and Development Coordinator

Job Coach

Intake Coordinator

Hospitality Liaison

Health and Safety Specialist

Head Infant Teacher

Graduate Fellow

Full time Substitute

Freight Forwarder

Fee for Service Therapist

Drug and Alcohol Counselor I

Document Prep Clerk

Director, Analytics

Director of Infrastructure

Director

Digital Monitoring Officer

Data Analyst

Custom Pâtissier

Counselor

3. Employment Data

e. Job Titles Held by Adelphi University Graduates

Counselor

College of Nursing & Public Health extern

College of Nursing & Public Health administration assistant

CNA

Clinician

Clinical Research Associate

Clinical Healthcare Coordinator

Child Protective Specialist

Child Care Worker

CEO

Cardiothoracic Coordinator

Assurance & Tax Associate

Associate Manager, Client Solutions

Assistant Director

Analyst

Accommodations and Services Coordinator

3. Employment Data

e. Job Titles Held by Adelphi University Graduates

Account Executive at Inter Insurance Agency, Oct. 2015 - Present

Accounts Payable Specialist at Bethpage Federal Credit Union, Feb. 2021

Adelphi University, Simulation Technologist, Sept. 2020 - Present

Adjunct Professor at St. Thomas University

Adjunct Professor at SUNY Geneseo, Aug 2021- Present

Adjunct Professor, St. Paul's School of Nursing in Queens

Administrative Assistant at Da Silva Construction, Inc , Feb 2017- Present

Ambulatory Care Representative at Jamaica Hospital, 2018- Present

Asset Manager at Zap Rock Realty (Sept 2020 - Present)

Assistant Starter/ Caddy/ General Maintenance at Rocksville Links Country Club, Mar 2..

Assistive Technology/508 Compliance Specialist at Adelphi University

Associate at Janover LLC, Jan. 2021

Associate Director, Simulation Education at NYU Langone Health, Nov. 2016- Present

Associate embedded Software Engineer, Northrop Grumman, January 2020-present

Associate Employee Relations Specialist at Northwell Health, Jul 2020 - Present

Associate, Data Sciences at Wavemaker, Jun 2021- Present

Assurance Associate at EY, Sept. 2021

Audit Associate at BDO,USA, LLP- Jan 2021- Present

Audit Associate at Baker Tilly,

Behavior Intervention Specialist at YAI, Jan 2021- Present

Business Owner at Melissa & Co Business Consulting LLC Tax, 2019 - Present

Car Sales, NY Auto Depot, Jan. 2016-present

Case Manager at TSLI- HHB, June 2019 - Present

Chairman, Department of Family Medicine at NYU Winthrop Hospital, Present

Chemical Engineer at Jingling Petro- Chemical Refinery, Aug 2017- Present

Clinical Dietitian at Stony Brook Southampton Hospital, May 2018-present

Clinical Fellow Speech-Language Pathologist at New York Therapy Placement Services, ..

Clinical Fellow, All in 1 S.P.O.R.T. with Theratalk, Sept. 2021-present

Clinical Registered Nurse at NewYork-Presbyterian Hospital, July 2016-present

Clinical Training Assistant at Adelphi University, Mar 2019- Present

Communications Specialist at Cage Free Voices (Oct 2020 - Present)

Computer science student at Adelphi

Counselor at Town of SmithTown Horizon's Counseling and Education Center, Jun 2021..

3. Employment Data

e. Job Titles Held by Adelphi University Graduates

Mental Health Counselor at Well Life Network, May 2021- Present

Mental Health Counselor- LP at Footpirnts Mental Health Counseling, 2021- Present

Mental Health Counselor- LP at Serenity Zone LCSW, PLLC , Aug 2021- Present

Neuropsychology Postdoctoral Fellow at NYU Langone Health/Comprehensive Epilepsy ..

Nurse Care Manager at Integra Managed Care, Dec 2018-present

Nurse Practitioner at A Plus Medical Care PC MD, Sep 2021-present

Nurse Practitioner at Amitville Medical Care, Sep 2021-present

Nursing Manager at New York State Office of Mental Health

NYU Langone Health, Periop Reimbursement Specialist, Aug. 2017 -Present

NYU Winthrop, Patient Access Supervisor: Emergency/Labor & Delivery/Admitting Dep..

OB/GYN Residency Program Coordinator at NYU Winthrop Hospital, Oct 2018 - Present

Operations Engineer, Cosmos Surfaces, March 2021-present

Patient Care Manager at BronxCare Health System, Jan 2019-present

PCR Technician, Acupath Laboraories, Inc., November 2020-present

Personal Trainer at Sport&Health (Jul 2021 - Present)

Pharmacy Technician at CVS Health, Aug 2017- Present

PhD. in genetics student at Stony Brook University

Postdoctoral Fellow at Center for Progressive Psychotherapy, Sept. 2020 - Present

Postdoctoral Fellow at McLean Hospital, Aug. 2021 - Present

Postdoctoral Research Fellow, 2020 - Present

Postgraduate Research Associate at Yale School Of Public Health

Primary Researcher at Honors College Research Fellowship, Adelphi University, May 20..

Principal & founder of PY capital LLC

Private client services Intern at Andersen, Aug. 2021

Project Manager at Quest Diagnostics, Oct. 2018 - Present

Psychiatric Mental Health Nurse Practitioner Intern at Kingsboro Addiction Treatment ..

Psychologist at YOUR NEIGHBORHOOD CLINIC, Sept. 2020 - Present

Public Relations Coordinator at NY Liberty (Feb 2021 - Present)

R&D Specialist at Regeneron Pharmaceuticals

Recreation Leader for Tenton County/Jackson Parks and Recreation (Jun - Aug 2021)

Registered Nurse at Bronx Addiction Treatment Center, Sep 2018-present

Registered Nurse at Catholic Health Services, Sep 2016-present

Registered Nurse at Health and Hospitals

4. Continuing Education Data

College of Arts and Sciences

Main Major	Working	Continuing Education	Career Outcomes Rate	Still Looking
Applied Mathematics	100.00%	0.00%	100%	0.00%
Art Education	0.00%	0.00%	0%	100.00%
Childhood Education	100.00%	0.00%	100%	0.00%
Music Education	0.00%	0.00%	0%	100.00%
Music/Neuroscience	0.00%	0.00%	0%	100.00%
Communications	0.00%	0.00%	0%	100.00%
Philosophy	0.00%	100.00%	100%	0.00%
Physical Education	0.00%	0.00%	0%	100.00%
Physics	0.00%	66.67%	66.67%	33.33%
Political Science	33.33%	0.00%	33.33%	66.67%
Psychology	0.00%	100.00%	100%	0.00%
Public Health	0.00%	0.00%	0%	100.00%
Social Science	0.00%	100.00%	100%	0.00%
Social Sciences with Psychology	0.00%	0.00%	0%	100.00%
Sociology	50.00%	0.00%	50.00%	50.00%
Spanish Bachelor of Arts	0.00%	100.00%	100%	0.00%
Sports Management	0.00%	0.00%	0%	100.00%
Studio Art	0.00%	0.00%	0%	100.00%
Theater	100.00%	0.00%	100%	0.00%
Theatre Arts	0.00%	0.00%	0%	100.00%
Theatre Technology And Development	0.00%	0.00%	0%	100.00%

The Career Outcomes Rate is defined by NACE as the number of graduates with known positive career outcomes (in the employment, continuing education, service, or military service categories), divided by the number of students for whom an outcome is known (minus those identified as not seeking an outcome) who reported working and/or volunteering. Source: National Association of Colleges and Employers (NACE)

Ruth S. Ammon College of Education and Health Sciences

Main Major	Working	Continuing Education	Career Outcomes Rate	Still Looking
Art Education	100.00%	0.00%	100%	0.00%
Childhood Education	100.00%	0.00%	100%	0.00%
Education Technology	100.00%	0.00%	100%	0.00%
MS Speech Language Pathology	0.00%	100.00%	100%	0.00%
Nutrition	100.00%	0.00%	100%	0.00%
Physical Education	54.55%	9.09%	63.64%	36.36%
Psychology	100.00%	0.00%	100%	0.00%
Spanish	0.00%	0.00%	0%	100.00%
Special Education	100.00%	0.00%	100%	0.00%
TESOL	0.00%	0.00%	0%	100.00%
Sport Management	33.33%	66.67%	100%	0.00%

The Career Outcomes Rate is defined by NACE as the number of graduates with known positive career outcomes (in the employment, continuing education, service, or military service categories), divided by the number of students for whom an outcome is known (minus those identified as not seeking an outcome) who reported working and/or volunteering. Source: National Association of Colleges and Employers (NACE)

College of Nursing and Public Health

Main Major	Working	Continuing Education	Career Outcomes Rate	Still Looking
Nursing	37.50%	0.00%	37.50%	62.50%
Nursing in BSN	0.00%	0.00%	0%	100.00%
Nursing Education	100.00%	0.00%	100%	0.00%

The Career Outcomes Rate is defined by NACE as the number of graduates with known positive career outcomes (in the employment, continuing education, service, or military service categories), divided by the number of students for whom an outcome is known (minus those identified as not seeking an outcome) who reported working and/or volunteering. Source: National Association of Colleges and Employers (NACE)

Gordon F. Derner School of Psychology

Main Major	Working	Continuing Education	Career Outcomes Rate	Still Looking
Molecular Neuroscience	0.00%	5.88%	5.88%	60.00%
Psychology	71.43%	70.59%	71.43%	20.00%
School Psychology	14.29%	0.00%	14.29%	20.00%
Neuroscience	0.00%	11.76%	11.76%	0.00%
Social Work	14.29%	0.00%	14.29%	0.00%
Psychology STEP Program	0.00%	5.88%	5.88%	0.00%

The Career Outcomes Rate is defined by NACE as the number of graduates with known positive career outcomes (in the employment, continuing education, service, or military service categories), divided by the number of students for whom an outcome is known (minus those identified as not seeking an outcome) who reported working and/or volunteering. Source: National Association of Colleges and Employers (NACE)

School of Social Work

Main Major	Working	Continuing Education	Career Outcomes Rate	Still Looking
Social Work	53.85%	11.54%	65.39%	34.62%
MSW	100.00%	0.00%	100%	100.00%
MA in Social Work	100.00%	0.00%	100%	0.00%

The Career Outcomes Rate is defined by NACE as the number of graduates with known positive career outcomes (in the employment, continuing education, service, or military service categories), divided by the number of students for whom an outcome is known (minus those identified as not seeking an outcome) who reported working and/or volunteering. Source: National Association of Colleges and Employers (NACE)

Robert B. Willumstad School of Business

Main Major	Working	Continuing Education	Career Outcomes Rate	Still Looking
Accounting	0.00%	60.00%	60%	40.00%
Supply Chain Management	21.43%	0.00%	21.43%	78.57%
Business Analytics	62.50%	0.00%	62.50%	37.50%
MBA	75.00%	0.00%	75%	25.00%
MBA, Specialization in Finance	0.00%	0.00%	0%	100.00%
MBA, Specialization in Healthcare	100.00%	0.00%	100%	0.00%
MBA Specialization in Management	16.67%	33.33%	50.00%	50.00%
Accelerated MBA	100.00%	0.00%	100%	0.00%

Career Outcomes Rate is defined by NACE as the number of graduates with known positive career outcomes (In the employment, continuing education, service, or military service categories), divided by the number of students for whom an outcome is known (minus those identified as not seeking an outcome) who reported working and/or volunteering. Source: National Association of Colleges and Employers (NACE)

College of Professional and Continuing Studies

Main Major	Working	Continuing Education	Career Outcomes Rate	Still Looking
Translation	100%	0.00%	100%	0.00%
Social Sciences	0.00%	100%	100%	0.00%
Physics	0.00%	100%	100%	0.00%
Advanced Certificate in Human Resource Management	0.00%	0.00%	0.00%	100%

Career Outcomes Rate is defined by NACE as the number of graduates with known positive career outcomes (In the employment, continuing education, service, or military service categories), divided by the number of students for whom an outcome is known (minus those identified as not seeking an outcome) who reported working and/or volunteering. Source: National Association of Colleges and Employers (NACE)

4. Continuing Education

a. All Universities that accepted Adelphi University Graduates

University Name

Adelphi University

College of William & Mary

Hofstra University

Naropa University

New York Institute of Technology College of Osteopathic Medicine

New York University (NYU)

North West University

Northern Arizona University

Old Westbury & CCNY

Philadelphia College of Osteopathic Medicine

St. Thomas Aquinas College

Stony Brook University

SUNY Downstate School of Medicine

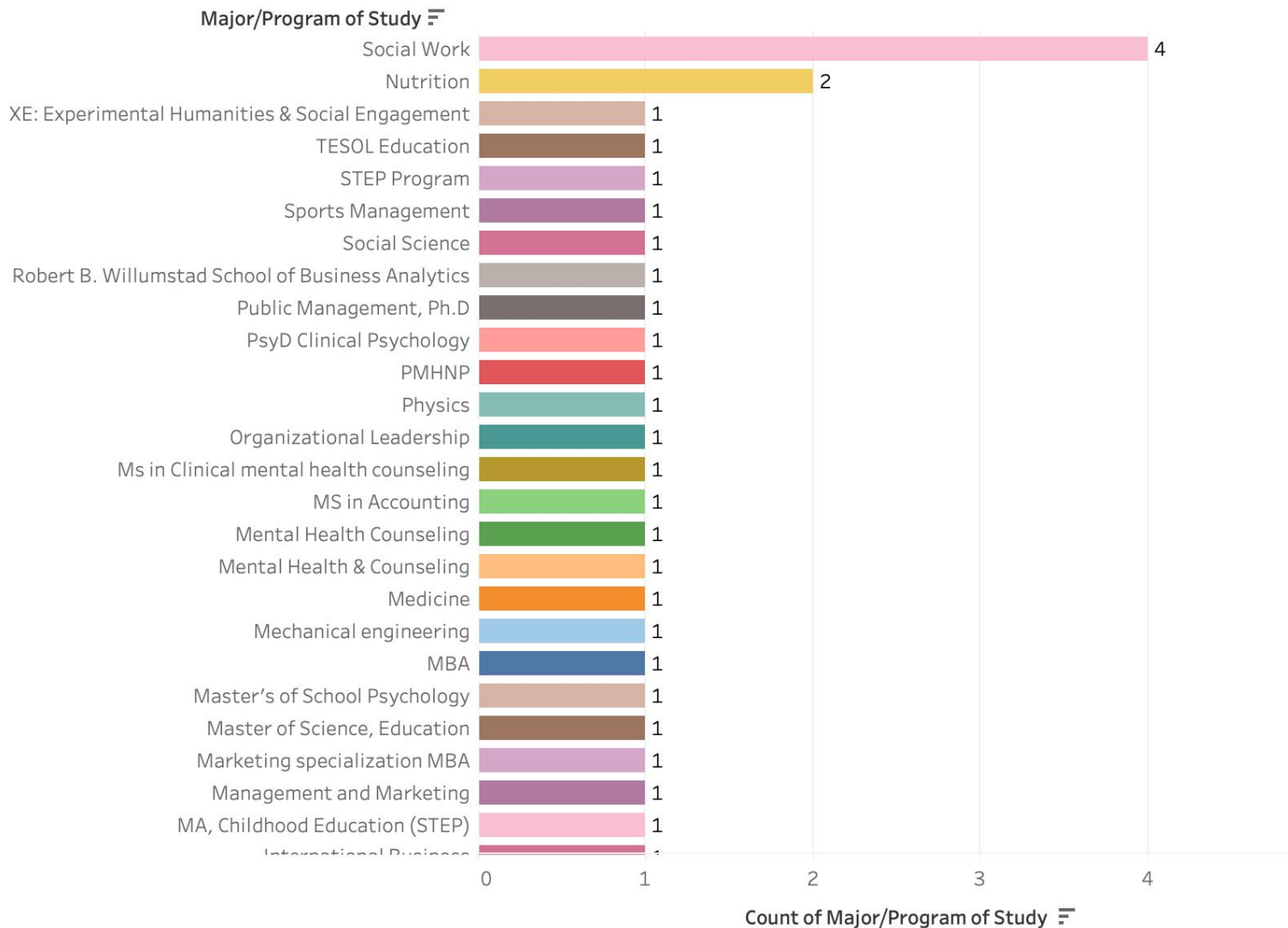
Suny Old Westbury

Yeshiva University

4. Continuing Education

b. All Degrees Pursued in Advanced Degrees

Degrees Pursued (All)

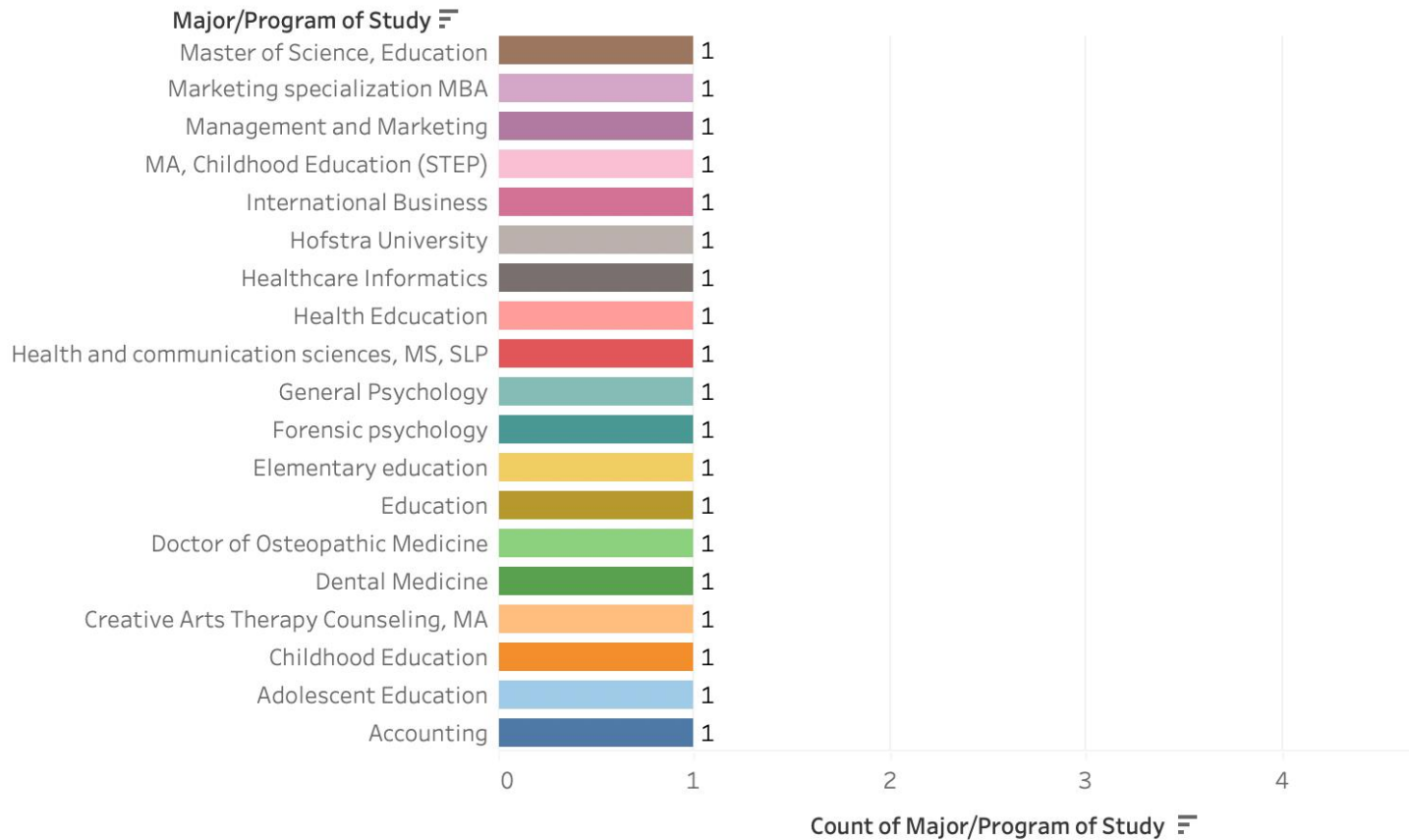


Of all the Advanced Degrees pursued by Adelphi University Graduates after their graduation, most students applied for a Social Work and degree in Nutrition.

4. Continuing Education

b. All Degrees Pursued in Advanced Degrees

Degrees Pursued (All)

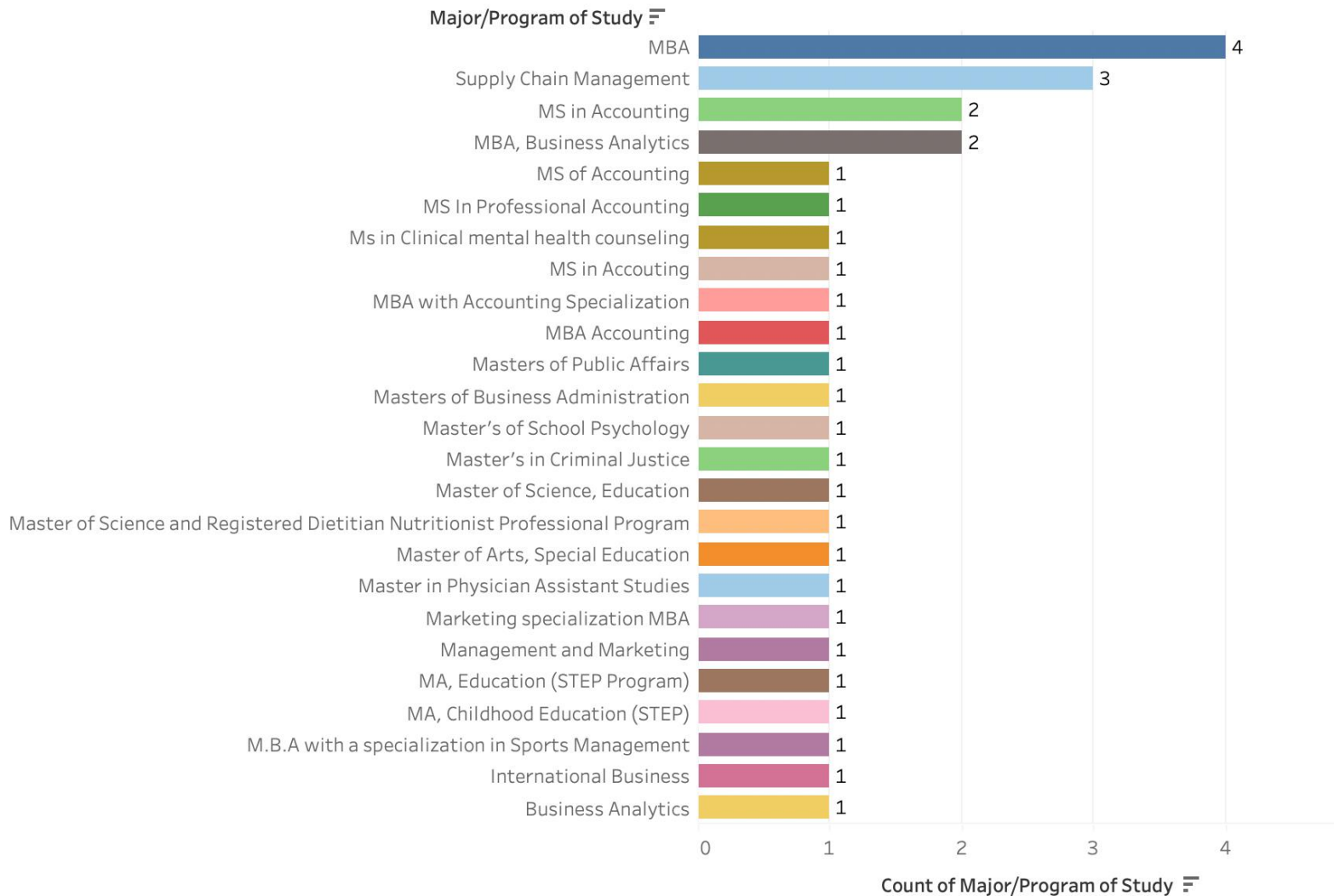


Of all the Advanced Degrees pursued by Adelphi University Graduates after their graduation, most students applied for a Social Work and degree in Nutrition.

4. Continuing Education

c. Fields of Study for Advanced Degrees

Degrees Pursued Master's

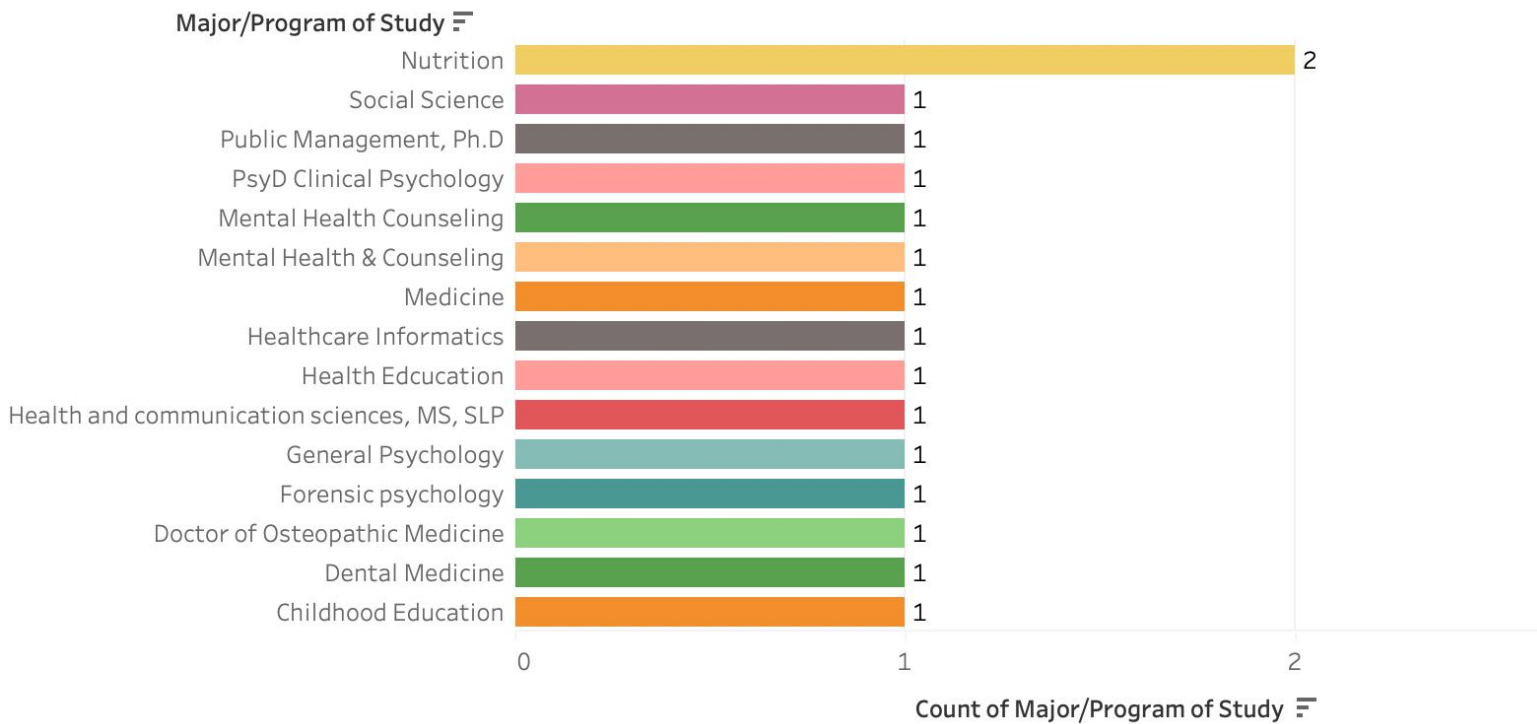


Of all the Adelphi University Graduates, those who applied for a master's degree in different disciplines, the highest numbers were for MBA, Supply Chain Management, MS in Accounting and MS in Business Analytics.

4. Continuing Education

c. Fields of Study for Advanced Degrees

Degrees Pursued Doctrate

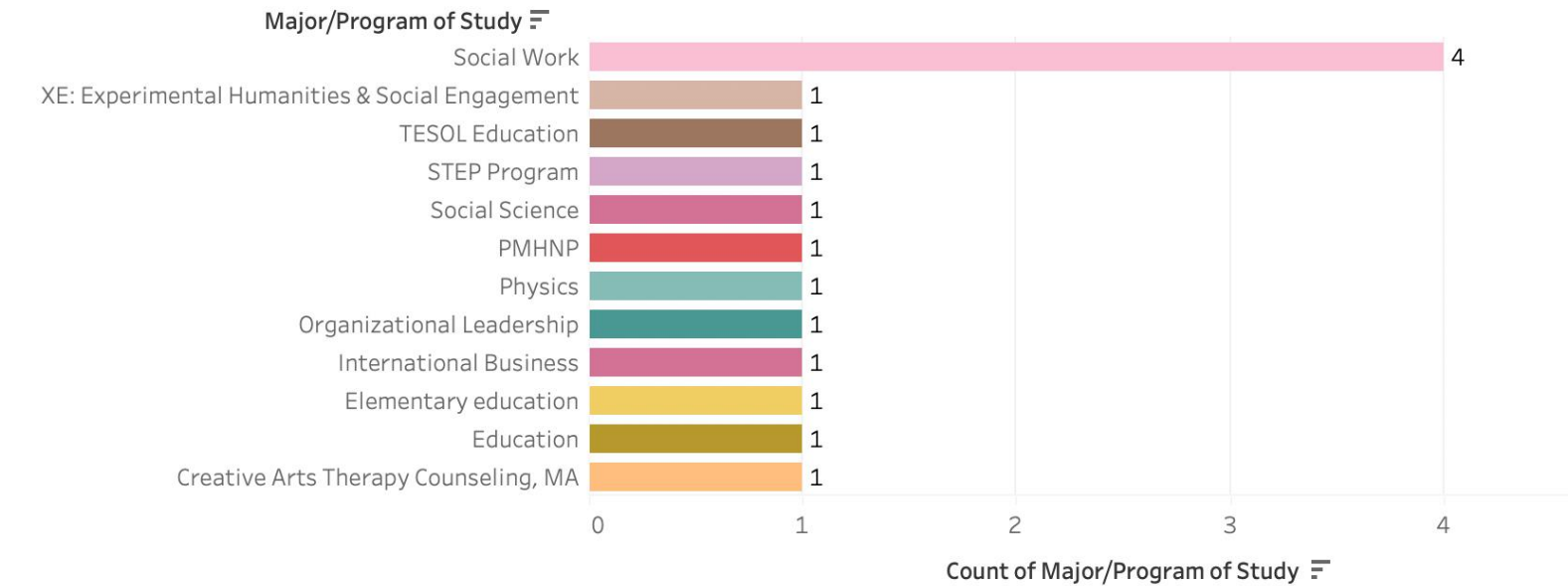


Of all the Adelphi University Graduates who applied for an Advanced Degree in Doctorate, most students applied for Nutrition & Social Science advanced degree.

4. Continuing Education

c. Fields of Study for Advanced Degrees

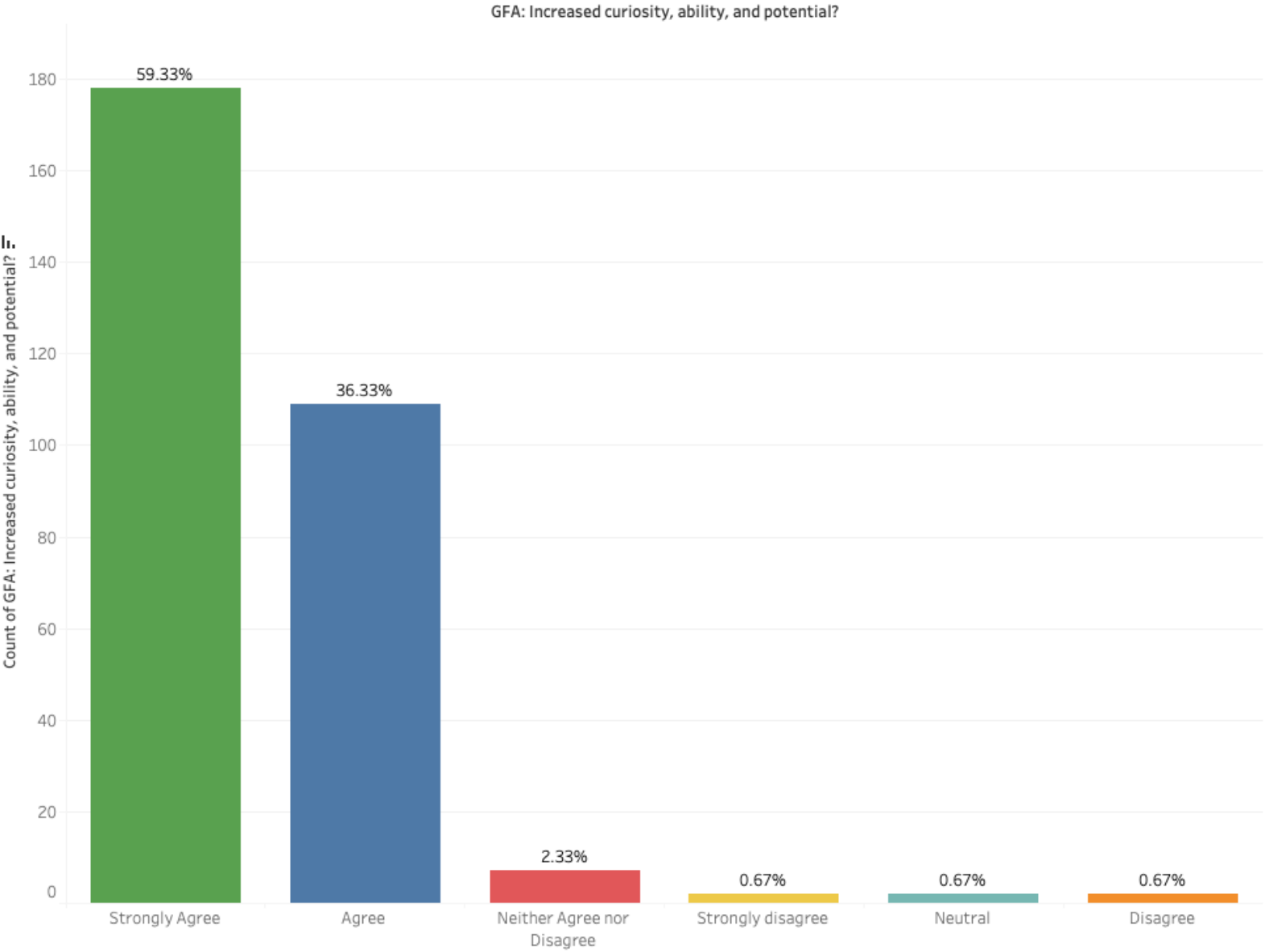
Degrees Pursued Others



Of all the Adelphi University Graduates who applied for an Advanced Degree, a range of students pursued Social Work, and Experimental Humanities & Social Engagement.

5. Success Data

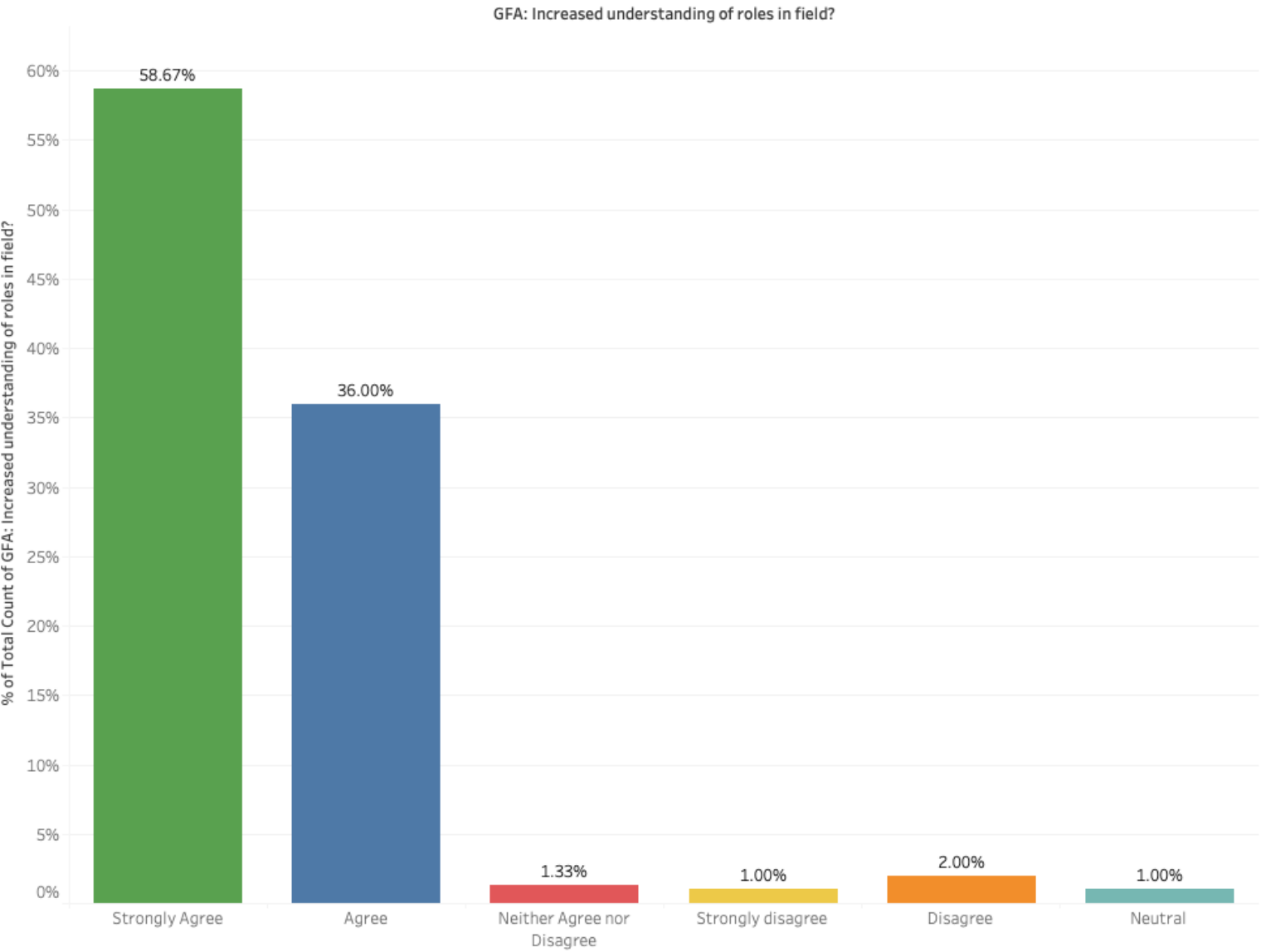
Success Data I: *Intellectual curiosity*



59.33% of Graduates Strongly Agree that graduating from Adelphi University increased his or her intellectual ability and potential as a curious, successful person.

5. Success Data

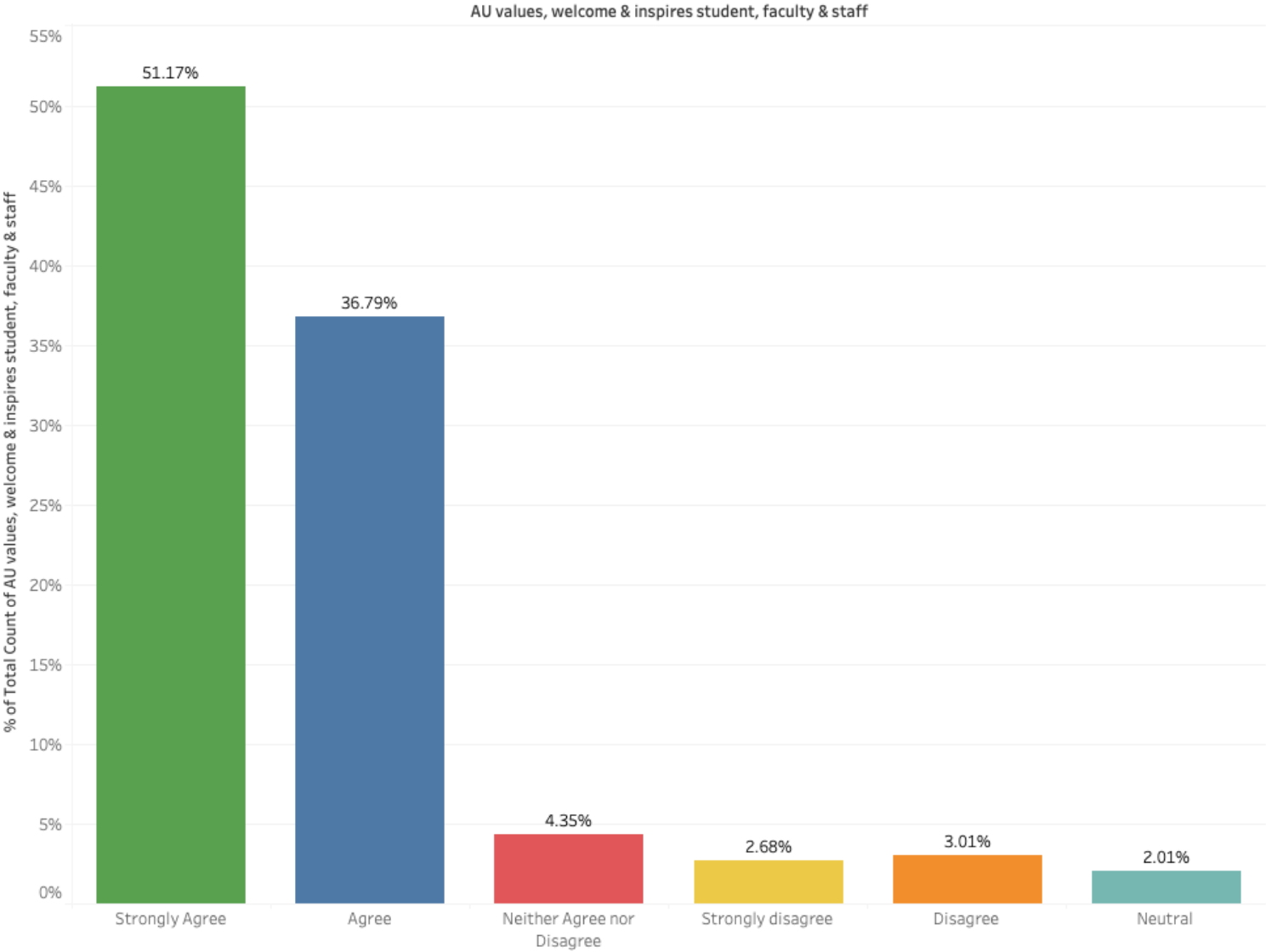
Success Data II: *Understanding of profession*



58.67% of Graduates agree or strongly agree that graduating from Adelphi University increased their understanding related to the roles of professionals in their field.

5. Success Data

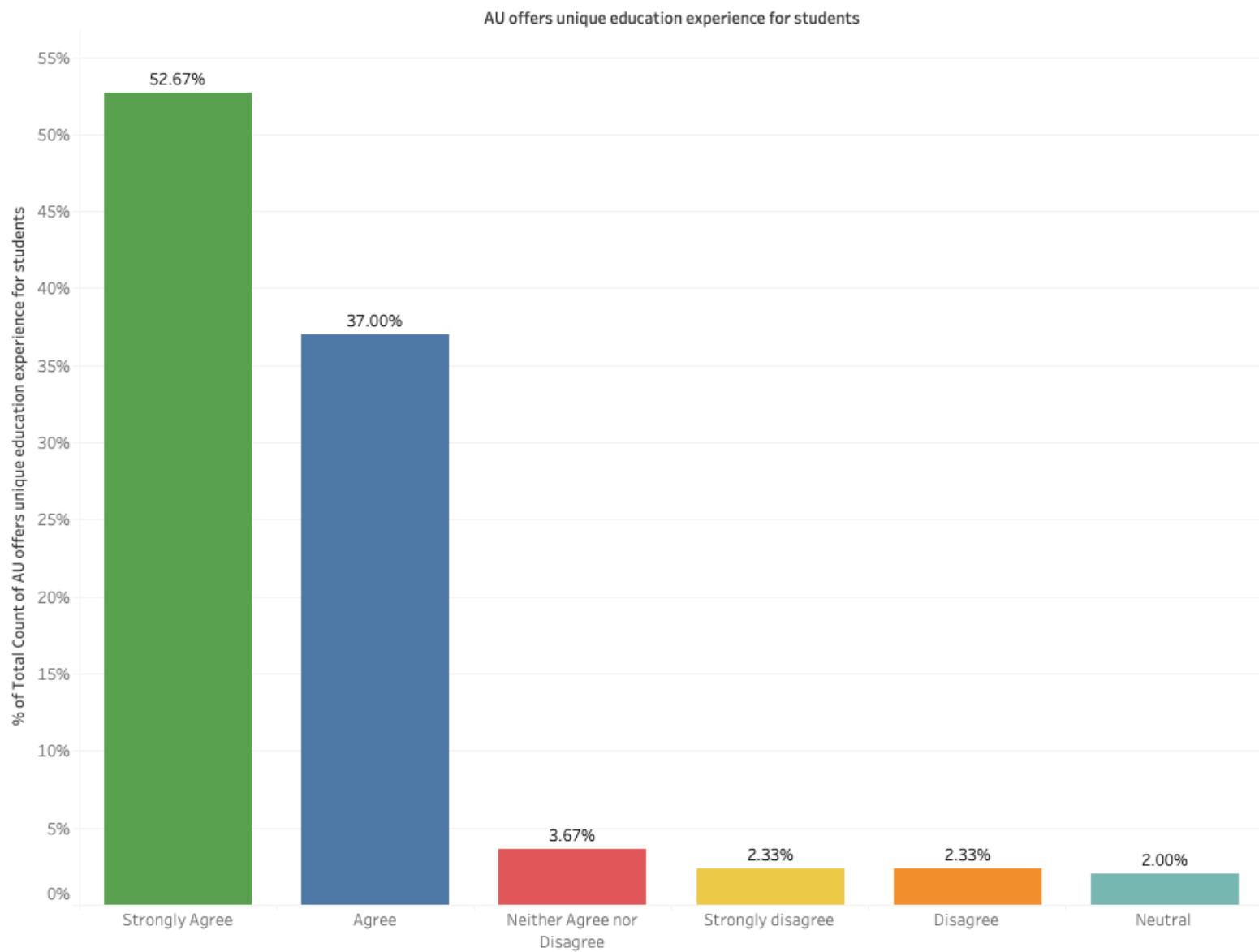
Success Data III: *Inclusion*



51.17% of respondents reported that Adelphi University values, welcomes, and inspires every individual.

5. Success Data

Success Data IV: Unique Educational Experience



52.67% of graduates strongly agree that Adelphi University offers intellectual rigor, plus talented faculty and staff who create a unique educational experience for students.