



GRADUATE CLASS OF 2020 CAREER OUTCOMES SURVEY REPORT

**The Center for Career and Professional Development
at Adelphi University**

Prepared by: Thomas J. Ward, Jr., Elaine Boylan and Chensheng Wen

Methodology

The Center for Career and Professional Development at Adelphi University annually surveys graduating students to ascertain their employment status or plans for continuing education, as well as to acquire insights into hiring trends. Our survey aligns with The National Association of Colleges and Employers (NACE) First Destination Survey to track the progress of new college graduates as they enter the job market.

Each graduating class is made up of students who graduate from July 1 through June 30; thus, the Class of 2020 is comprised of students who graduated from July 1, 2019 through June 30, 2020. This report examines the career outcomes of 287 students who earned an advanced degree from Adelphi in August 2019, December 2019, or May 2020.

Students were surveyed just prior to and up to six months after graduation, during three survey administration periods: August 2019–February 2020, December 2019–June 2020, and May 2020–November 2020. This is consistent with the definition used by the U.S. Department of Education in gathering education statistics for its IPEDS database.

This year’s survey follows NACE standards and protocols for the Career Outcomes Rate* to determine career outcomes of college graduate students. We also follow NACE protocols to determine the Knowledge Rate** which is 26.6% for the Class of 2020, combining survey data of the Class of 2020 with reasonable and verifiable knowledge of post-graduation activities from social media and from conversations with faculty, staff, and others who have information about the status of certain graduates.

* The term “Career Outcomes Rate” is the percentage of graduates who have reported being engaged in a career outcome. This percentage is calculated by dividing the number of students who are employed (full or part-time), continuing their education, volunteer service or military service by the total number of students about whom we have information.

** The term “Knowledge Rate” defines the percentage of graduates for which we have reasonable, verifiable information concerning graduates’ post-graduation career plans. Data was collected via graduation surveys, online surveys, telephone and email solicitations, alumni records, social media research, and input from faculty, staff, and employers. Knowledge rate allows for multiple sources of data, not just survey responses.

NACE standards allow for collecting information from alternative sources (the graduates' LinkedIn profiles, social media, parents, employers, faculty, staff, etc.) comprising the Knowledge Rate (the percentage of the graduating class for whom an outcome is known. It includes all employment categories, service, military, continuing education plus the number of students still seeking an outcome or not seeking an outcome. It excludes those students for whom no information is available.)

Contents

1. Career Outcomes Rate

2. Salary Data

3. Employment Data

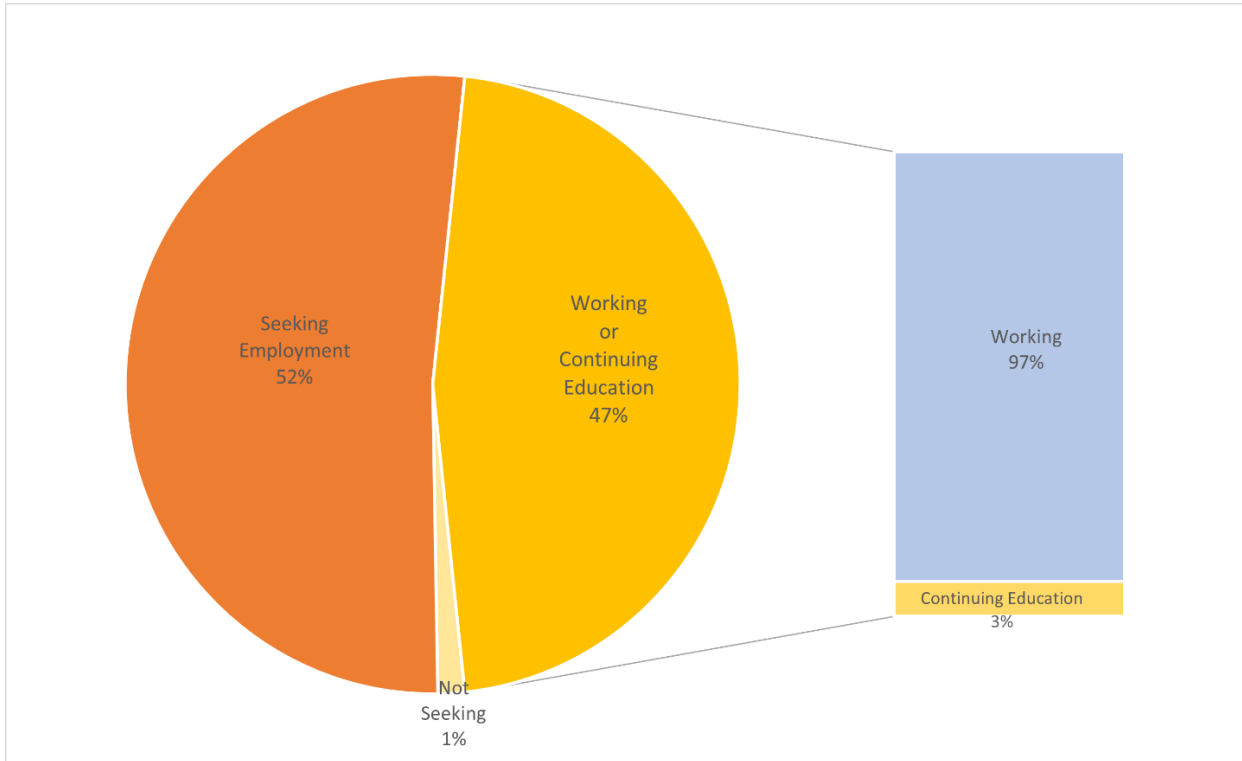
- a) Hiring Timeline
- b) Hiring by Industry
- c) Employers hiring Adelphi University graduates
- d) Job Titles
- e) Career Outcomes Data, by Discipline

4. Continuing Education

- a) Advance Degree pursued
- b) Top Graduate Schools

5. Success Data

1. Career Outcomes Rate



47%* of the graduate Class of 2020 were either employed or enrolled in continuing education six months after graduation.

Of that group, 97% reported that they were working, and 3% decided to continue their education during the 2020 pandemic.

** The Career Outcomes Rate is defined by NACE as the percentage of graduates with known career outcomes (in the employment, continuing education, military service or voluntary service categories), and does not include those identified as not seeking an outcome.*

Source: National Association of Colleges and Employers (NACE)

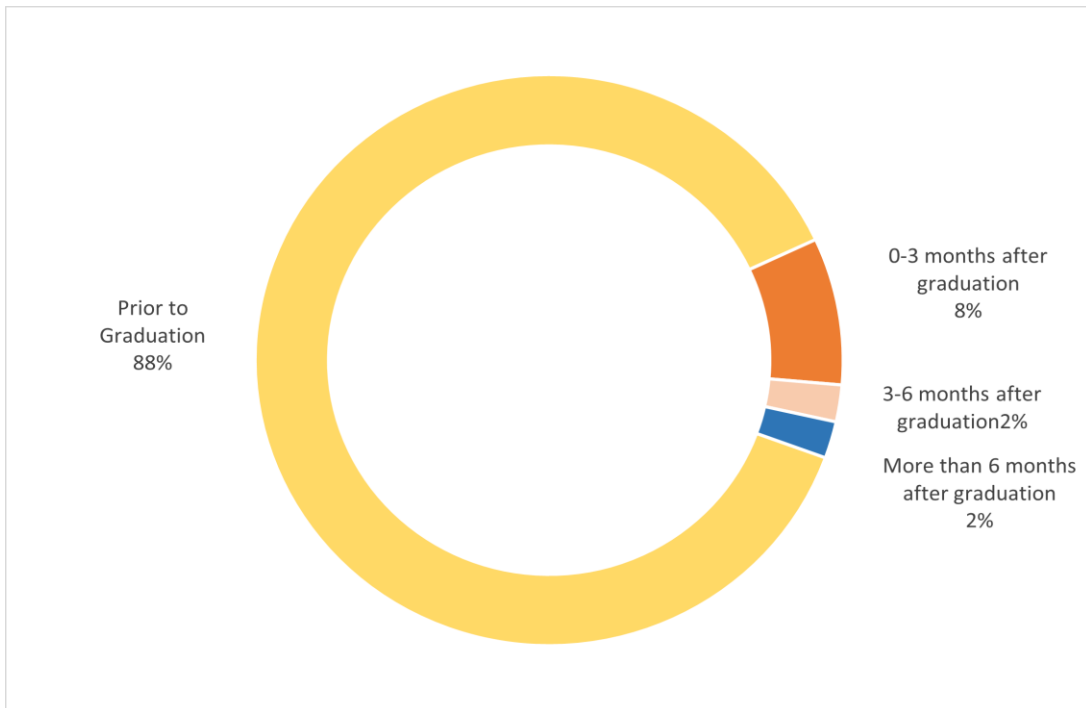
2. Salary Data



The graduate Class of 2020 who were employed full-time reported a mean annual salary of \$64,871.

3. Employment Data:

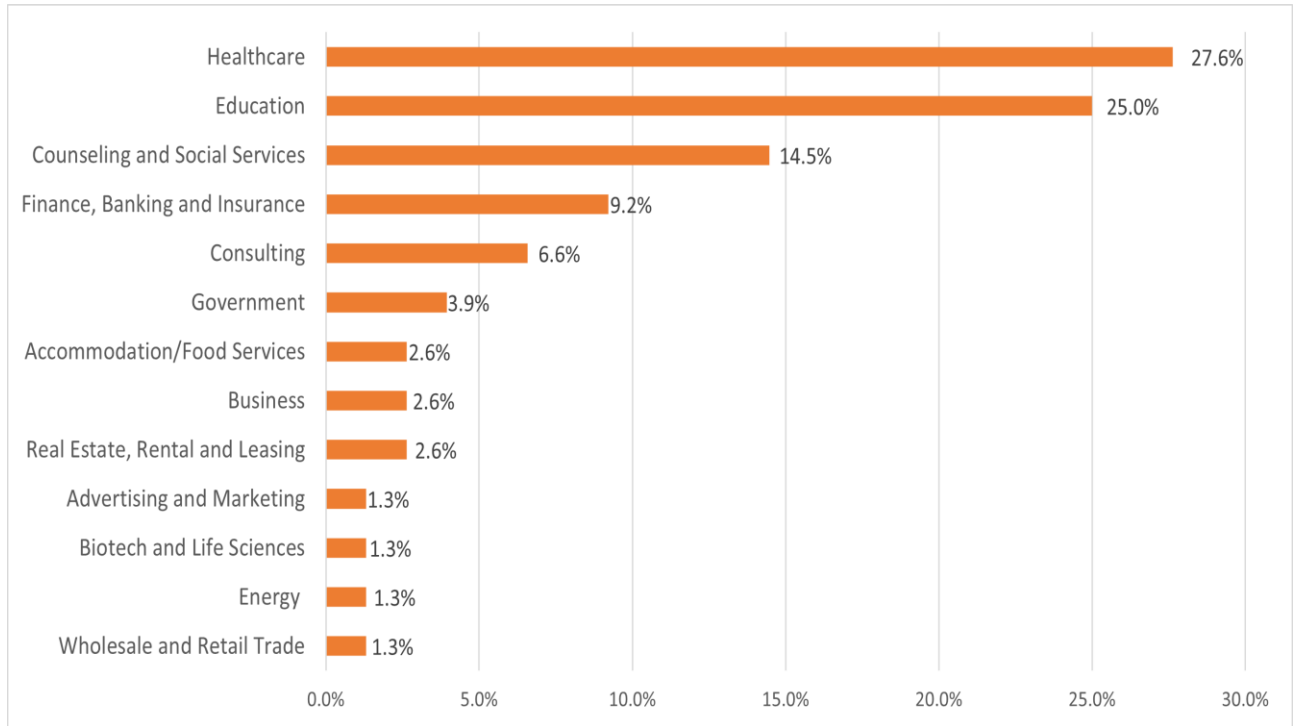
a. Hiring Timeline



98% of Class of 2020 graduates reported receiving job offers either prior to or within six months after graduation.

Graduate Class of 2020

b. Hiring by Industry



The graduate Class of 2020 reported highest rates of employment in the fields of healthcare (27.6%), education (25%), and counseling/social services.

Graduate Class of 2020

c. Employers

hiring Adelphi University graduates

Top Employers

- Ernst & Young
- Marks Paneth LLP
- Montefiore Medical Center
- Mount Sinai Health System
- New York City Dept. of Education
- New York-Presbyterian
- Northwell Health
- NYU Langone
- NYU Winthrop Hospital
- PricewaterhouseCoopers

c. Adelphi Class of 2020 graduates at the Master's level or above were also hired by these **employers**:

- 24-hour Fitness
- AAPCI
- Access Supports for Living
- Adelphi University
- Adira at Riverside
- Administration for Children's Services
- Allegheny County Health Department
- Ampersand
- Ascent School
- BAE Systems, Inc.
- Baldwin Public Schools
- Beth Israel (Mount Sinai)
- BioIVT
- BNV Home Care
- Brentwood UFSD
- Bridges to Adelphi
- Brooklyn College
- CancerCare
- Catholic Health Services
- Child Center of New York
- Citibank
- Cobble Hill Health Center
- Columbia University Medical Center
- Earth, Wind & Fuego, LLC
- Family and Children's Association
- Family Service League
- Freeport UFDS
- Grassi & Co.
- Green Chimneys
- Harlem Hospital
- Health and Homes NYS
- Heartshare
- Herricks UFSD
- IPRO
- Jacobi Medical Center
- KMPG
- Legendary Therapy
- Malverne UFSD
- Manhattan Eye, Ear and Throat Hospital
- Metro Aquatic and Physical Therapy
- Mineola High School
- My Temple Wellness
- Nassau BOCES
- Nationwide Children's Hospital
- NCDCA Community Partnership Program
- New York City Department of Health
- New York Life
- Noor
- Partner Health Plan
- Peconic Bay
- Plant-Based EatZ
- PSEG Long Island
- Pure Insurance
- QSAC, Inc.
- Reece School
- Rehabilitation Support Services
- Rising Ground
- Rockville Centre UFSD
- St. Elizabeth's Hospital
- Samaritan Daytop Village
- Savvy Drinks
- Seafield Center
- South Shore Child Guidance Center
- St. John's Episcopal Hospital
- St. Martin de Porres Marianist School
- Sullivan West Central School District
- SUNY Farmingdale
- Taconic OPWDD
- Tusa & Associates CPA, P.C.
- Westbury UFSD

d. Adelphi Class of 2020 graduates at the Master's level or above held these

Job Titles

- Accountant
- Accounting & Tax Manager
- Accounting Analyst
- Accounts Payable
- Adjunct Assistant Professor
- Assistant Project Manager
- Assistant Job Placement Coordinator
- Associate
- Assurance Associate
- Assurance Staff
- Audit Associate
- Auto Damage MDP
- Bilingual Clinician
- Bilingual Social Worker
- Business owner
- Care Coordination Assistant
- Care Coordinator
- Case Manager/Substance Abuse Counselor (CASAC)
- Case Planner
- Certified Diabetes Educator
- CF-SLP
- Charge Nurse
- Child Protective Specialists
- Classroom Teacher
- Clerical service associate
- Clinical Nurse Case Manager
- Clinical Psychologist
- Clinical Psychology Postdoc Fellow
- Clinical Research Coordinator
- Co-Founder and COO
- Community Nutritionist
- Company Member- Apprentice II
- Construction project manager
- Contact Tracer
- COO
- Dance Teacher
- Data Analyst
- Digital Communications Assistant
- Digital Operations Coordinator
- Digital Traffic Coordinator
- Director of Operations
- Director of Social Services
- English Teacher
- Finance and HR Administrative Assistant
- Financial Services associate
- Freelance Graphic Designer
- Graduate Nurse
- Gymnastics Coach
- Hopeline Specialist
- Human Resources Administrator
- Human Resources Assistant
- ICF RN
- Key Holder
- Lead Teacher
- LGI
- Logistics Manager
- Management Training
- Manager
- Marketing Manager
- Med-Surg RN
- Mental Health Counselor
- Minor League Baseball player
- Network Engineer
- Neurophysiology Coordinator
- Neuropsychology Fellow
- Nurse Companion
- Nutritionist
- Nutritionist & Health Coach
- Occupational Therapist
- Operations Associate
- Ophthalmic Technician

- OR Nurse Fellow
- Owner
- Paid Search Specialist
- Paralegal
- Paraprofessional
- Patient Care Associate
- Patient Care Technician
- Per Diem Nursing Assistant
- Permanent Substitute
- Personal Assistant
- Personal Trainer
- Physical Education Teacher/Health Teacher
- Physical Therapy Aide
- PMHNP Fellow
- Police Officer/Master Sergeant
- Postdoctoral Fellow
- Primary Counselor
- Private Music Teacher
- Product Manager
- Program Coordinator
- Program Executive Director
- Program Manager
- Psychologist
- Psychology Postdoctoral Fellow
- Psychosocial Rehabilitation Specialist
- Receptionist
- Recruiting Manager
- Regional Director of Customer Relations
- Registered Nurse
- Registered Nurse, Labor and Delivery
- Registered Representative
- Retail Business Banker
- School Social Worker
- Seasonal Client Associate
- Senior Manager of Community Outreach
- Senior Project Manager
- Shift Manager
- Social and Digital Media Marketing
- Social Work Supervisor
- Social Worker
- Social Worker/Early Childhood Trauma Therapist
- Special Education Itinerant Teacher
- Speech-Language Pathologist: Clinical Fellow
- Staff Accountant
- Staffing Consultant
- Stand Manager
- Student Teacher/Resident
- Substance Abuse Counselor
- Substitute Teacher
- Supply Chain Planner
- Surgical Coordinator
- Tax Associate
- Tax Associate (accountant)
- Tax Intern
- Teacher
- Teacher Aide
- Teacher Assistant
- Technology Education Teacher
- Temp Housing Community Coordinator
- Underwriting Services Associate
- Upper School Math Teacher
- Video Production Contractor
- Web Assistant

e. Career Outcomes Data, by Discipline:

College of Arts and Sciences

Graduate Discipline	Working	Continuing Education	Seeking	* Career Outcomes Rate
Biology (N=4)	25%	0%	75%	25%
Creative Writing (N=1)	0%	0%	100%	0%
Computer Science (N=2)	50%	0%	50%	50%
Environmental Studies (N=1)	0%	0%	100%	0%

College of Nursing and Public Health

Graduate Discipline	Working	Continuing Education	Seeking	* Career Outcomes Rate
Adult Gerontology (N=17)	41.18%	0%	58.82%	41.18%
Healthcare Informatics (N=6)	50%	0%	50%	50%
Nursing Administration (N=1)	100%	0%	0%	100%
Nutrition (N=5)	100%	0%	0%	100%
Public Health (N=8)	37.5%	0%	62.5%	37.5%

** The Career Outcomes Rate is defined by NACE as the number of graduates with known positive career outcomes (in the employment, continuing education, service, or military service categories), divided by the number of students for whom an outcome is known (minus those identified as not seeking an outcome). Working may include volunteering. Source: National Association of Colleges and Employers (NACE)*

Derner School of Psychology

Graduate Discipline	Working	Continuing Education	Seeking	* Career Outcomes Rate
Clinical Psychology (N=1)	100%	0%	0%	100%
Mental Health Counseling (N=11)	36.37%	0%	63.64%	36.37%
Psychology (N=7)	42.86%	28.57%	28.57%	71.43%
School Psychology (N=7)	0%	0%	100%	0%

College of Professional and Continuing Studies

Graduate Discipline	Working	Continuing Education	Seeking	* Career Outcomes Rate
Sport Management (N=1)	100%	0%	0%	100%

** **The Career Outcomes Rate** is defined by NACE as the number of graduates with known positive career outcomes (in the employment, continuing education, service, or military service categories), divided by the number of students for whom an outcome is known (minus those identified as not seeking an outcome). Working may include volunteering. Source: National Association of Colleges and Employers (NACE)*

School of Social Work

Graduate Discipline	Working	Continuing Education	Seeking	* Career Outcomes Rate
Social Work (N=52)	46%	4%	50%	50%

Robert B. Willumstad School of Business

Graduate Discipline	Working	Continuing Education	Seeking	* Career Outcomes Rate
Accounting (N=12)	83.33%	0%	16.67%	83.33%
Finance (N=13)	15.38%	15.38%	69.23%	30.46%
Global Business Management (N=1)	0%	0%	100%	0%
Marketing (N=3)	33.33%	33.33%	33.33%	66.66%
Management (N=2)	50%	0%	50%	50%
Supply Chain Management (N=5)	20%	0%	80%	20%

** The Career Outcomes Rate is defined by NACE as the number of graduates with known positive career outcomes (in the employment, continuing education, service, or military service categories), divided by the number of students for whom an outcome is known (minus those identified as not seeking an outcome). Working may include volunteering. Source: National Association of Colleges and Employers (NACE)*

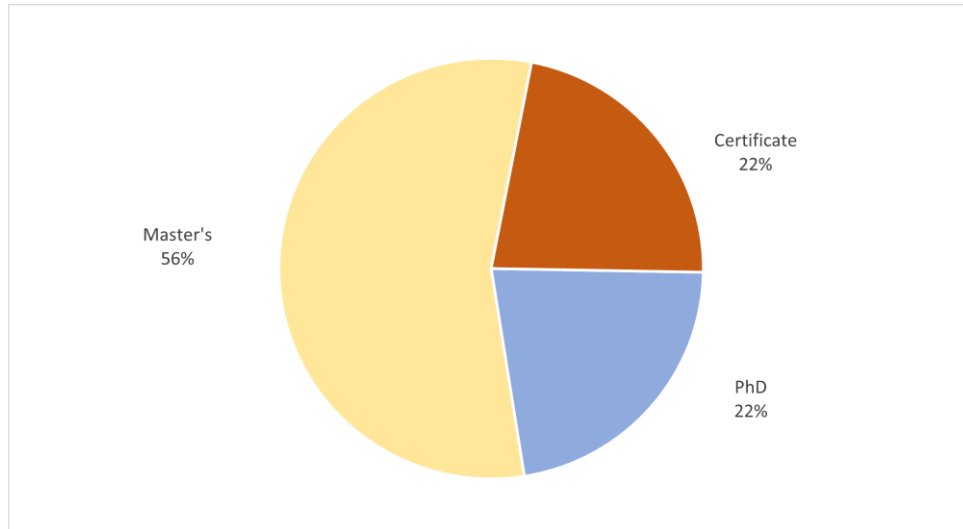
College of Education and Health Sciences

Graduate Discipline	Working	Continuing Education	Seeking	* Career Outcomes Rate
Adolescent Education (N=1)	0%	0%	100%	0%
Childhood Special Education (N=14)	28.57%	14.29%	57.14%	42.86%
Communication Disorders (N=7)	28.57%	0%	71.43%	28.57%
Educational Technology (N=4)	50%	0%	50%	50%
Educational Theatre (N=1)	0%	100%	0%	100%
English Education 7-12 (N=2)	50%	0%	50%	50%
Physical Education (N=9)	11.11%	0%	88.89%	11.11%
Scholar Teacher Education Program (N=1)	100%	0%	0%	100%
Sport Management (N=5)	40%	0%	60%	40%
Teaching English to Speakers of Other Languages (N=3)	0%	0%	100%	0%

** The Career Outcomes Rate is defined by NACE as the number of graduates with known positive career outcomes (in the employment, continuing education, service, or military service categories), divided by the number of students for whom an outcome is known (minus those identified as not seeking an outcome). Working may include volunteering. Source: National Association of Colleges and Employers (NACE)*

4. Continuing Education:

a. Advance Degree pursued



56% of Adelphi graduates who pursued a subsequent degree were accepted into a Master's degree program, 22% a Doctoral program, and 22% a certificate program.

b. Top Graduate Schools (acceptances)

Audiology / Speech Pathology

Adelphi University
CUNY Audiology Consortium

Mental Health Counseling

Adelphi University
CUNY: Baruch, Hunter, Queens

Dentistry

New York University College of Dentistry

Physical Therapy

New York Institute of Technology
Stony Brook University

Developmental Disabilities

Nova Southeastern University

Physician Assistant Program

Hofstra University

Finance / Management

Adelphi University

Social Work

Adelphi University

Information Studies

Long Island University

Supply Chain Management

Adelphi University

Law

Hofstra University
Rutgers University

TESOL

Columbia University
SUNY Brockport

Medicine

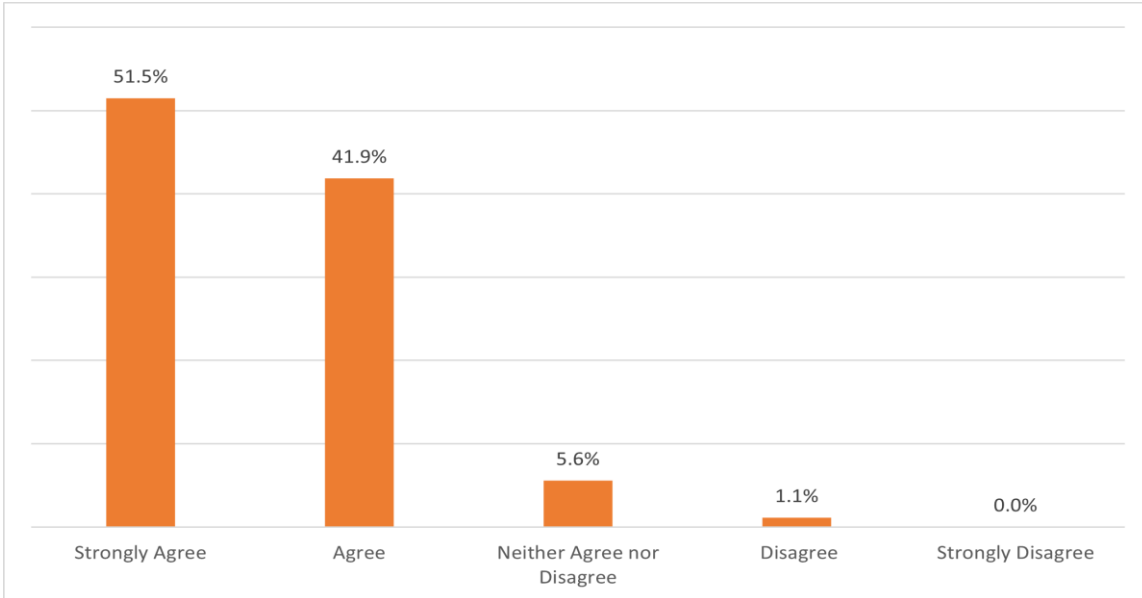
Lake Erie College of Osteopathic Medicine
NYU Long Island School of Medicine

Veterinary Medicine

Iowa State University

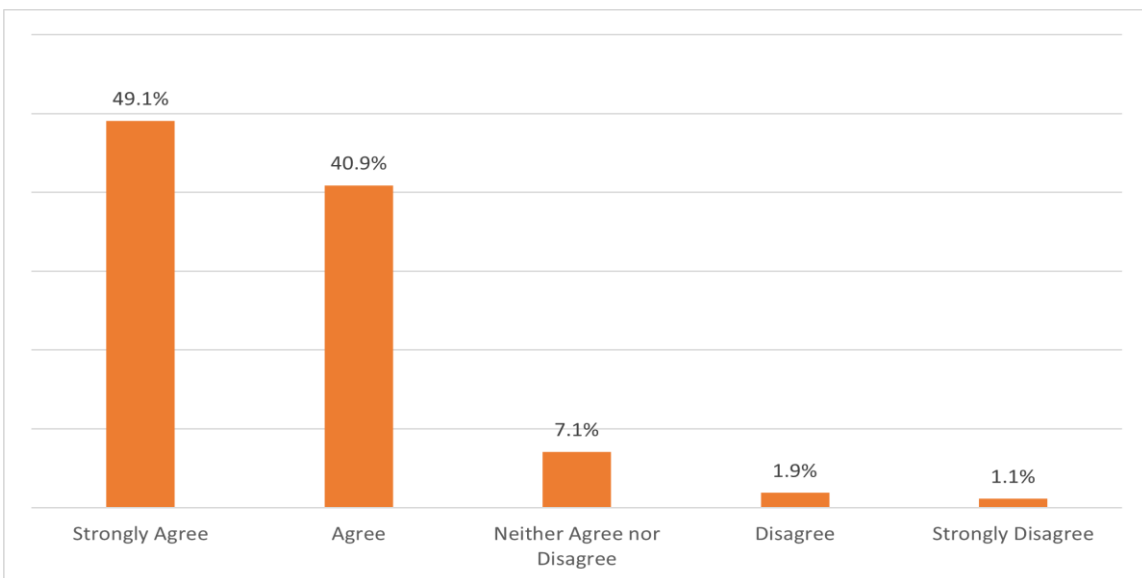
5. Success Data

Intellectual Ability:



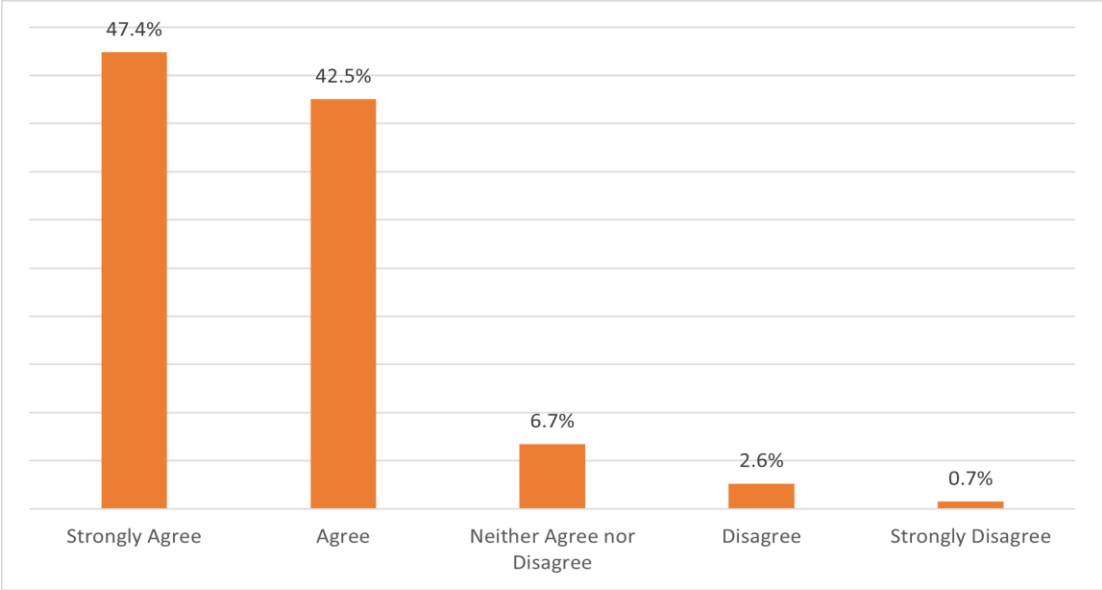
93.4% of respondents agree or strongly agree that graduating from Adelphi University increased their intellectual ability and potential as a successful person.

Unique Educational Experience:



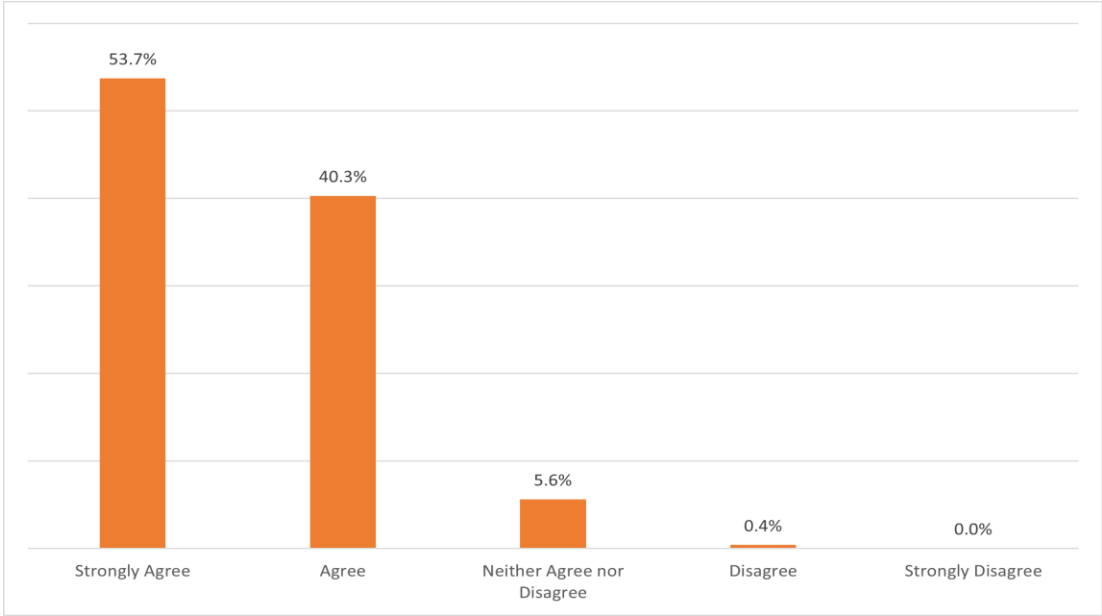
90% of graduates agree or strongly agree that Adelphi University offers intellectual rigor, along with talented faculty that create a unique educational experience.

Inclusion:



Approximately 90% of graduates strongly agree or agree that Adelphi University values, welcomes, and inspires every individual.

Understanding of profession:



94% of graduates agree or strongly agree that graduating from Adelphi University increased their understanding of roles and responsibilities of professionals in their field.